



**Hertie-Institut**  
für klinische Hirnforschung

EBERHARD KARLS  
UNIVERSITÄT  
TÜBINGEN



annual report 2009

---

center of neurology tübingen


Directors: Prof. Dr. Thomas Gasser  
Prof. Dr. Mathias Jucker  
Prof. Dr. Holger Lerche  
Prof. Dr. Arthur Melms  
Prof. Dr. Peter Thier



## The Center of Neurology - yearly report

In 2009, the Center of Neurology which consists of the University Hospital for Neurology and the Hertie Institute for Clinical Brain Research was enlarged and enriched by the establishment of a clinical-scientific chair and further new research groups. Professor Dr. Holger Lerche was installed as director of the new Department of Epileptology. His main research interests are in the area of functional neurogenetics of the epilepsies and other paroxysmal disorders, such as the paroxysmal dystonias. His work on the electrophysiological consequences of alterations caused by pathogenic mutations in ion channels has contributed to a better understanding of these diseases. In order to finance research of this department as well as research of the Department of General Neurology and another planned department, the Charitable Hertie Foundation has increased its support by 5.2 million Euro until 2015. The Department of Epileptology also provides acute emergency care for patients with epileptic seizures and related conditions as well as long-term care and treatment optimization. In the field of epilepsy surgery, it closely collaborates with the University Department of Neurosurgery. Moreover, the department's clinical staff, just like all the other physicians at the institution, of course participates in general neurologic patient care.

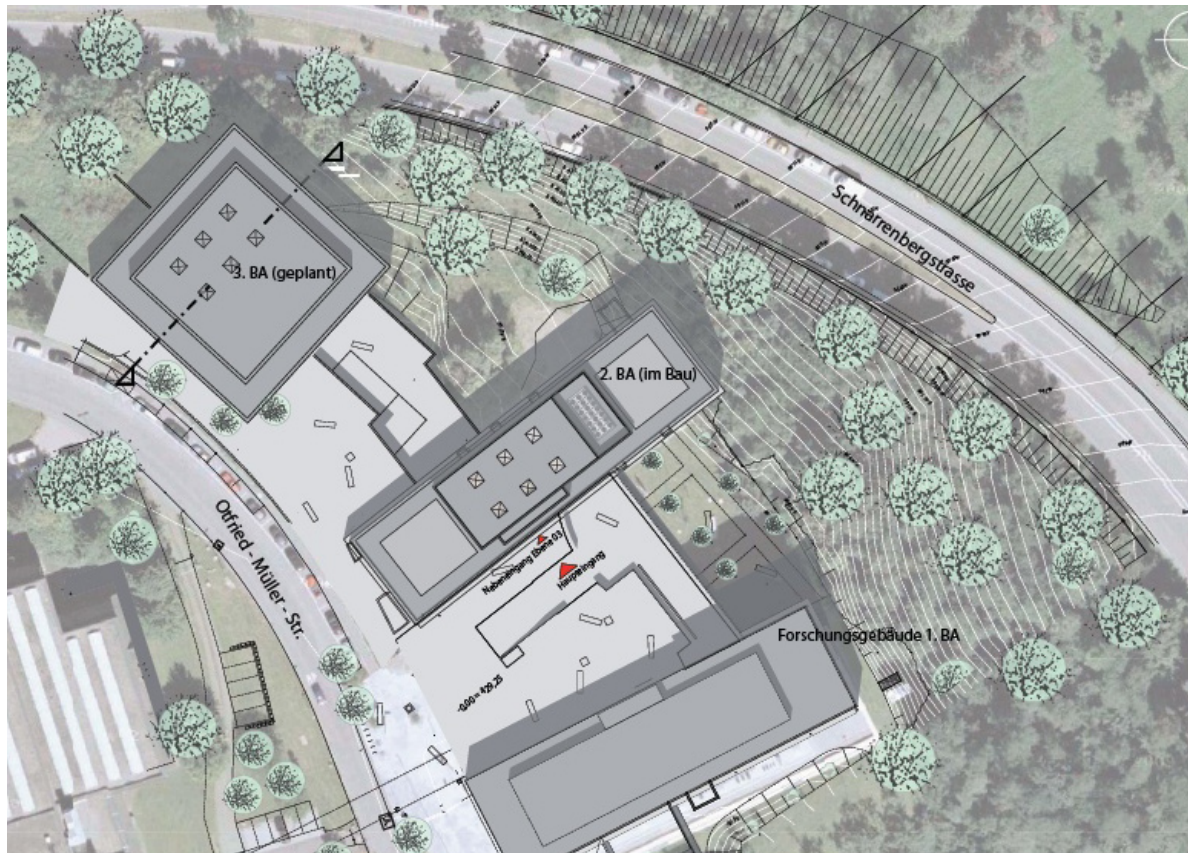
At the Hertie Institute for Clinical Brain Research, two new Junior Research Groups started their work. Within the call for applications for independent Junior Research Groups at the Centre for Integrative Neuroscience (CIN), Dr. Tobias Rasse, who had occupied a postdoc position in the Department of Cellular Neurology since 2007, was able to convince the selection committee and was appointed head of an independent Junior Research Group at the Hertie Institute as of January 2009. His research area is the investigation of synaptic plasticity in the drosophila model. In May 2009, another independent Junior Research Group headed by Dr. Ingrid Ehrlich started operations. Before this current appointment, Dr. Ehrlich was working as a group leader at the Friedrich Miescher Institute, Basel, where she concentrated on the molecular bases of learning and memory using the paradigm of fear conditioning models in mice. Her research group is supported in equal shares by the Hertie Institute for Clinical Brain Research and the Centre for Integrative Neuroscience, thus building another important bridge between these closely linked institutions. Dr. Cornelius Schwarz, so far research fellow at the Dept. Cognitive Neurology made his way in a highly competitive bid for the position of a Professor of Systems Neurophysiology at the Centre for Integrative Neuroscience, allowing him to decline the offer of an associate professorship at the University of Maryland. His new position is integrated into the HIH. The work of Dr. Schwarz focuses on the top-down modulation of sensory signals, using the rat's vibrassal system as a model.



▲ Figure: A vision of the Neuroscience Campus of the future in Tübingen: The Hertie Institute for Clinical Brain Research (left), the Werner Reichardt Centre for Integrative Neuroscience (middle, under construction), and the German Centre for Neurodegenerative Diseases (right, in planning).

## The Center of Neurology

While the Schwarz Lab is provisionally accommodated in the main HIH building, both junior research groups are currently located physically in rented space at the Technologiepark Tübingen-Reutlingen (TTR), a public research building, which also houses a number of groups of the newly established Werner Reichardt Centre for Integrated Neuroscience. This has become necessary as the HIH has long outgrown its home in the 'Forschungsverfügungsgebäude' on the University Hospital Campus. Researchers at the Center of Neurology are therefore delighted that in the spring of 2009, the construction of the second component of the Neuroscience campus - the Research Building for the Integrative Neurosciences (FIN) - has begun. The building is assumed to be ready for move-in in spring 2011.



Further important steps towards the strengthening of the neuroscience community in Tübingen were taken in 2009, leading to the formal establishment of a partner-institute of the German Centre for Neurodegenerative Diseases (DZNE) in Tübingen. As the result of long negotiations, a cooperation contract between the DZNE, the Charitable Hertie Foundation, the University of Tübingen and the University Hospital was signed. This opens the way for the appointment of several new professors and junior research group leaders in the field of neurodegenerative diseases. An important component of the contract negotiations was to secure the financing of a further building section, the so-called 'third tract', in the immediate vicinity of the existing research buildings for the neurosciences on the Schnarrenberg campus. Through the joint effort of the University, the University Hospital, the DZNE and the Land of Baden-Württemberg, an agreement regarding the third tract could finally be achieved. Planning has already begun, we hope that construction will start early in 2011.

# Organisation

## **Board of Directors**

Prof. Dr. Thomas Gasser (chairman)

Prof. Dr. Mathias Jucker

Prof. Dr. Holger Lerche

Prof. Dr. Arthur Melms

Prof. Dr. Hans-Peter Thier

## **Managing Director**

Wolfgang Pfaff

## **Board of Trustees**

Prof. Dr. Konrad Beyreuther (chairman)

Prof. Dr. Johannes Dichgans

Prof. Dr. Hans-Joachim Heinze

Prof. Dr. Klaus-Peter Hoffmann

Prof. Dr. Wieland B. Huttner

Prof. Dr. Michael Madeja

Prof. Dr. Richard Meyermann

Prof. Dr. Wolf Singer

Prof. Dr. Heinz Wässle

Prof. Dr. Otmar D. Wiestler



**Clinical Staff**  
**Clinical Performance Data**  
**Scientific Staff**  
**Clinical Studies**  
**Third-Party Funding**  
**Publications**  
**Awards, Habilitations, Theses**  
**Conferences**  
**Student Training**





## General Neurology / Neurology and Epileptology ■ ■

### Head of the Department of General Neurology

---

Prof. Dr. A. Melms (Acting-Chairman)

### Attending physicians

---

Dr. F. Asmus  
 PD Dr. F. Bischof  
 Dr. J. Erharhaghen (neuro-cardiology)  
 Dr. B. Greve (-> 12/2009)  
 Prof. Dr. T. Haarmeier  
 PD Dr. S. Schuh-Hofer (-> 03/2009)

### Residents

---

Dr. M. Albert	Dr. S. Bock	Dr. K. Bradnova (Freitag)
C. Braun	Dr. C. Bux	A. Clermont
M. Eberle	Dr. C. Fiola	Dr. C. Frischholtz
K. Horber	Dr. Huberle	Dr. S. Jacob
Dr. H. Kiesewetter	P. Körtvelyessy (-> 10/09)	Dr. B. Liske
Dr. J. Pomper	O. Preische	D. Schlak
L. Schwendemann (-> 10/09)	Dr. G. Tabatabai (-> 03/09)	M. Varga
M. Voss	Dr. T. Wächter	L. Zizlsperger

### Technical staff

---

Dipl.-Ing. R. Berndt (Electronics, together with the Department of Cognitive Neurology)  
 Dipl. Inf. H. Rapp                      G. Hipp

### Professorship for Neurorehabilitation

---

Prof. Dr. H. Ackermann              PD Dr. I. Hertrich

### Head of the Department of Neurology and Epileptology

---

Prof. Dr. H. Lerche

### Attending physicians

---

PD Dr. Y. Weber

### Residents

---

P. Körtvelyessy (11/09 ->)	L. Schwendemann (11/09 ->)	Dr. G. Orhan (02/10 ->)
Dr. S. Klamer (03/10 ->)		

## ■ ■ Neurodegenerative Diseases / Cognitive Neurology

### Heads of the Dept. of Neurology with Focus on Neurodegenerative Diseases

Prof. Dr. T. Gasser (Chairman)

Prof. Dr. L. Schöls (Vice-Chairman, Section Head)

### Attending physicians

Prof. Dr. D. Berg

Prof. Dr. R. Krüger

### Residents

PD Dr. S. Breit

C. Funke

Dr. H. Huber

Dr. C. Linnemann

Dr. R. Schüle-Freyer

Dr. T. Wächter

Dr. K. Brockmann

Dr. A. Gänslen

Dr. K. Karle

Dr. W. Mätzler

Dr. K. Srulijes

Dr. D. Weiß

Dr. A. DiSanto

Dr. J. Godau

Dr. T. Lindig

Dr. J. Schicks

Dr. M. Synofzik

Dr. I. Wurster

### Neuropsychologists

Dr. I. Liepelt-Scarfore

Dr. S. Gräbner-Sultan

### Heads of the Department of Cognitive Neurology

Prof. Dr. P. Thier (Chairman)

Prof. Dr. Dr. H.-O. Karnath (Section Head)

### Attending physician

Prof. Dr. T. Haarmeier

### Resident

Dr. J. Pomper

### Neuropsychologist

Dipl.-Psych. E. Becker

## Nursing / Technical / Administrative Staff ■

**Senior staff**

---

L. Wollny, M. Renner (PDL)

**Ward 43/45**

---

C. Assenheimer, S. Baltés, S. Becht, M. Besser, S. Brandner, F. Chmell, S. Clement, C. Cuk, J. Eisele, B. Eisemann, R. Fais, M. Glöckle, M. Grunwald, W. Hansen, S. Herter, M. Heymann, A. Hoffmann, E. Kern, A. Kleefeld, B. Kloster, H. Krauter, J. Kronmüller, S. Kurz, T. Kutscher, A. Langmann, A. Mansour-Tokovic, M. Maurer, A. Neuburger, D. Pachollek, M. Schaible, M. Schiel, H. Scholpp, H. Schüler, K. Schweinbenz, A. Siegle, K. Siegle, E. Theilacker, M. Tröster, I. Utsch-Sellnow, J. Vollmer

**Ward 42**

---

A. Eisele, G. Häfele, R. Maier-Korneck, I. Sadowski, U. Schweizer, S. Sciarrone, G. Siegl I

**Intensive Care/Stroke Unit**

---

K. Eggart, S. Erath-Digeser, U. Fischer, J. Fischer, M. Föll, S. Grumann, F. Hauber, C. Hildbrand, H. Holzapfel, K. Huber, I. Jankowsky, R. Johner, P. Kaschowitz, D. Kleck, U. Kocher, M. Kunz, I. Lange, C. Langer, C. Löw, M. Lohmüller, N. Melzer, C. Moosmann, B. Moryson, N. Müller, P. Nipprasch, M. Rauch, C. Reuter, T. Rottmann, B. Sahin, M. Schäfer, J. Schmuck, J. Seiler, T. Striebich, L. Villinger, M. Wacheke, A. Weber, B. Weimar, G. Weise, E. Wener-Buck, B. Werner, D. Zeller, U. Zimmermann

**Ward 41**

---

R. Frey, M. Gockner, J. Kraus, A. Schmid, B. Wurster

**Case / Occupancy Management**

---

U. Braun, W. Eissler, C. Tomschitz

**Technicians**

---

N. Vetter (ENG, Neurosono)	M. Dengler (EEG)	E. Dubois (CFS Chemistry)
S. Ebner (CSF Chemistry)	A. Eckert (CSF Chemistry)	C. Friedrich (ENG)
J. Grimm (EMG)	R. Mahle (EEG, Neurosono)	A. Deutsch (EP)
P. Schroth (CSF Chemistry)	B. Wörner (EEG)	

**Secretaries**

---

S. Bentz, E. Biesinger, G. Gonglach-Pfannenschmidt, I. Marterer, J. Miller, K. Otterbach, C. Riegraf, D. Wieder, D. Thomma

**Medical Documentation**

---

S. Brandner, C. Brick, H. Feuerbacher

## ■ Clinic for Neurology

### Inpatient Care

---

Mainly due to an increased number of patients with cerebrovascular and degenerative diseases the total number of admissions has increased by 8%.

Number of admissions: 4.361 (2008: 4.037)

Length of stay: 5,5 days (2008: 5,4)

Case-Mix-Index: 1,53 (2008: 1,63)

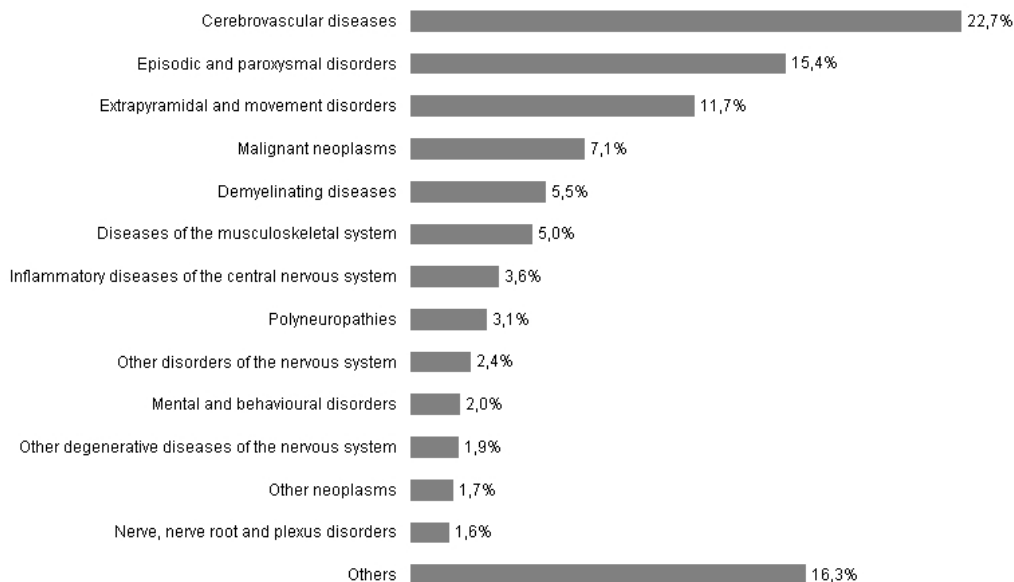


Figure: In-patient Diagnosis Groups 2009

### Outpatient Care

---

In 2009 we had 13.693 consultations in the neurological outpatient clinic; 21% of these were in-patients from other departments of the University Hospital Tübingen.

**General Neurology / Neurology and Epileptology** ■ ■

**Acting Director of the Department of General Neurology**

---

Prof. Dr. A. Melms

**Group leaders**

---

Prof. Dr. H. Ackermann

PD F. Bischof  
PD Dr. U. Naumann

Dr. B. Greve

**Scientific staff**

---

Dr. S. Anders  
J. My Lin Lam  
K. M. Strauss

J. Klose  
Dr. A. Pekanovic  
Dr. G. Tabatabai (-> 02/09)

K. Molina-Luna  
Dr. C. Stoeckle  
F. Tritschler

**Technical staff**

---

S. Altenberendt  
M. Scholl

U. Hamacher  
M. Thiede

C. Herrmann  
N. Vetter

**Medical Doctoral / Diploma Students**

---

I. Fischer  
P. Hoffmann  
A. Ryzhkova  
L. Weber

N. Hamdi  
C. Moll  
M. Schubring-Giese

A. Hauser  
P. Quecke  
C. Steiert

**Director of the Department of Neurology and Epileptology**

---

Prof. Dr. H. Lerche

**Scientific staff**

---

Dr. S. Maljevic  
Dr. G. Teodorescu  
S. Müller

Dr. Ulrike Hedrich  
Y. Füll  
PD Dr. Y. Weber

Dr. Y. Liao  
J. Schubert

**Technical staff**

---

A. Salvo-Vargas

Y. Colakoglu

**Medical Doctoral / Diploma Students**

---

A. Naros

M. Bock

## ■ Neurodegenerative Diseases

### Director of the Department of Neurodegenerative Diseases

Prof. Dr. T. Gasser

### Group leaders

Dr. F. Asmus  
Prof. Dr. R. Krüger

Prof. Dr. D. Berg  
Prof. Dr. L. Schöls

Prof. Dr. P. Kahle

### Scientific staff

Dr. Dr. S. Biskup  
L. Burbulla  
E. Cornejo Castro  
Dr. A. Di Santo  
Dr. N. Funke  
S. Geisler  
Dr. A. Gröger  
Dr. S. Horn  
N. Kieper  
Dr. I. Liepelt-Scarfore  
Dr. W. Maetzler  
H. Schell  
S. Schmid  
Dr. M. Sharma  
Dr. L. Stoltze  
J. Vetter  
Dr. M. Wölfle

PD Dr. S. Breit  
Dr. I. Carballo-Carbajal  
H. Demant Hansen  
R. Fernández-Santiago  
Dr. A. Gaenslen  
Dr. J. Godau  
F. Hans  
Dr. H. Huber  
Dr. C. Klein  
Dr. T. Lindig  
E. Rannikko  
Dr. J. Schicks  
Dr. R. Schüle-Freyer  
Dr. W. Springer  
Dr. M. Synofzik  
J. Waak  
Dr. I. Wurster

Dr. K. Brockmann  
D. Ciceri  
A. Dhingra  
F. Fiesel  
M. García-Miralles  
Dr. S. Gräber-Sultan  
K. Holmström  
Dr. K. Karle  
Dr. G. Krebiehl  
Dr. C. Linnemann  
O. Rothfuss  
B. Schmid  
C. Schulte  
Dr. K. Srulijes  
C. Thetard  
Dr. C. Wersinger

### Technical staff / Administration

C. Erhardt  
A. Hauser  
S. Krambeer  
B. Maurer  
T. Riedl  
A. Seibel  
S. Weber

Dr. B. Faust  
S. Heck  
U. Küstner  
P. Mech  
M. Rüdiger Albers  
D. Skujat

K. Gauss  
K. Hesse  
G. Lutz  
D. Möckel  
S. Schwarze  
N. Springer

## Neurodegenerative Diseases ■

### Medical Doctoral Students

---

A. Abaza	G. Amexi-Olibia	S. Bauer
D. Baumann	G. Baysal	C. Bormann
T. Brüssel	C. Bubser	V. Bürgstein
D. Cerkez	J. Christ	K. Czarkowski
E. Dietzel	C. Döring	N. Dorst
C. Fenske	K. Fischerkeller	C. Funke
K. Greulich	E. Grüner	P. Heide
M. Heim	D. Heine	M. Herfurth
M. Hobert	F. Hofer	B. Kattner
S. Keller	K. Knauel	M. Korzer
T. Kukiolka	A. Kuhn	J. Lang
J. Lehmann	M. Linzner	D. Madzar
A. Manz	C. Meiser	A. Meyer
S. Meyer	J. Michelis	K. Müller
M. Nechyporenko	T. Ngamsri	N. Philipp
F. Pieper	D. Prakash	N. Röhrich
J. Rolinger	A. K. Schäfer	E. Schäffer
R. Schäuuffele	C. Schelling	D. Schmid-Bielenberg
T. Schubert	S. Schürger	V. Siegert
N. Spinnler	E. Silberhorn	J. Stirnkorb
R. Stockner	V. Stoycheva	E.-M. Strohmeier
I. Swid	B. Unmuth	C. Urban
A. Vogel	C. U. Wahl	S. Weber
A. Wendt	A.-K. Wevers	B. Wolf
R. Wüst		

## ■ Cognitive Neurology

### Director of the Department of Cognitive Neurology

Prof. Dr. P. Thier

### Group leaders

Dr. P. Dicke  
Dr. M. Himmelbach  
Prof. Dr. C. Schwarz

Prof. Dr. M. Giese  
Prof. Dr. U. Ilg  
PD Dr. F. Sultan

Prof. Dr. T. Haarmeier  
Prof. Dr. Dr. H.-O. Karnath

### Scientific staff

Dr. D. Brugger  
Dr. N. Catz (-> 08/09)  
Dr. H. Hicheur  
Dr. W. Ilg  
Dr. J. A. Martin  
Dr. J. Pomper  
A. Atabaki  
S. Bongard (-> 06/09)  
V. Caggiano  
N. Daddaoua  
A. M. Friemann  
B. Joachimsthaler  
K. Marciniak  
L. Omlor  
B. Piotrowska  
M. Ring (-> 03/09)  
J. Suchan  
F. Vintila  
I. Zündorf

Dr. S. Butovas  
Dr. B. de Haan  
Dr. E. Huberle  
Dr. P. Körtvélyessy  
Dr. C. Pedroarena  
Dr. M. Stüttgen (-> 02/09)  
H. Becker (-> 11/09)  
S. Borchers  
A. Christensen  
F. Fleischer  
P. Georgieva  
W. Linzenbold  
A. Mukovskiy  
A.-N. Park  
M. Prsa  
B. Ritzinger  
L. Ticini  
C. Waiblinger

Dr. A. Casile (-> 10/09)  
Dr. D. Endres  
Dr. A. Ignashchenkova  
Dr. A. Lindner  
Dr. T. Pflugshaupt  
Dr. L. Zizlsperger  
U. Biber  
C. Budziszewski  
S. Dash (->06/09)  
S. Freyberg  
S. Hamodeh  
A. Mandler  
S. Obermeyer  
A. Pilacinski  
J. Rennig  
W. Röhrich  
I. Trigo-Damas (-> 02/09)  
M. Wallscheid

### Technical staff / Administration

R. Berndt  
A. Klein  
S. Smidt

U. Großhennig  
U. Pascht

D. Heller-Schmerold  
K. Rohweder

### Medical Doctoral Students

A. Burghardt  
L. Jourdan  
G. Maurer  
P. Schellhorn  
C. Wilke

M. Gössling  
K. Konzelmann  
N. Röhrich  
J. Schwarz  
L. Ziegler

R. Hertrich  
F. Kümmel  
T. Sauvigny  
T. Stoll



## Cellular Neurology / Independent Junior Research Groups ■ ■

### Director of the Department of Cellular Neurology

Prof. Dr. M. Jucker

### Group leaders / Project leaders

Dr. F. Baumann

Dr. M. Calhoun

Dr. E. Kilger

### Scientific staff

Dr. J. Coomaraswamy

B. Eftekhazadeh

D. Eicke

Dr. Y. Eisele

S. Grathwohl

Dr. T. Hamaguchi

J. Hefendehl

G. Heilbronner

S. Käser

F. Langer

A. Nagarathinam

Dr. J. Odenthal

Dr. N. Varvel

Dr. B. Wegenast-Braun

H. Wölfling

### Technical staff / Administration

L. Behrends

I. Breuer

A. Bühler

S. Eberle

A. Fulgencio (maternity leave)

B. Graus

C. Krüger

C. Leibssle (DZNE)

U. Obermüller

C. Schäfer

### Medical Doctoral Students / Master Students / Diploma Students

A. Humburg

N. Lauinger

N. Rupp

### Leader of the Independent Junior Research Group 'Neuroregeneration'

Dr. Dr. S. Di Giovanni

### Scientific Staff

K. Forsberg

P. Gaub

Dr. T. Nguyen

R. Puttagunta

A. Tedeschi

Dr. G. Quadrato

R. Linder

E. Floriddia

J. Guangshuai

### Technical staff / Administration

A. Wuttke

### Medical Doctoral Students / Master Students

A. Schmandke

T. Schmandke

J. Yashashree

C. Jacob

## ■ ■ Independent Junior Research Groups / Hertie Institute Administration

### Leader of the Independent Junior Research Group 'Synaptic Plasticity'

Dr. T. M. Rasse

### Scientific Staff

Dr. B. Lasky  
Y. Zhang

J. V. Kern

P. Füger

### Technical staff / Administration

J. Bloschies

R. Zinser

### Medical Doctoral Students / Master Students

V. Siegert  
K. Dreißigacker

H. Angst  
K. Daub

S. Ott

### Leader of the Independent Junior Research Group 'Learning and Memory'

Dr. I. Ehrlich

### Scientific Staff

M. Anderson

### Technical staff / Administration

S. Friedrich

### Hertie Institute Administration

W. Pfaff (Business Manager)  
F. Bunjes  
L. Überall

B. Hoffmann

J. Oesterle

## General Neurology / Neurodegenerative Diseases ■ ■

### Clinical Studies - Department of General Neurology

---

NOA-08: Temozolomide (one week on/one week off) versus radiotherapy for first-line therapy of anaplastic astrocytoma and glioblastoma in the elderly: a randomized phase III study (Methusalem) (phase III, recruitment ongoing)

Enrolled patients: 44                      Investigator: C. Braun (previously W. Wick)

Primary chemotherapy with temozolomide vs. radiotherapy in patients with low grade gliomas after stratification for genetic 1p loss: a phase III study (EORTC 22033/26033) (phase III, recruitment ongoing)

Enrolled patients: 12                      Investigator: C. Braun (previously F. Schmidt)

NOA05 Phase II-Studie zur Chemotherapie und Strahlentherapie der Gliomatosis cerebri

Enrolled patients: 12                      Investigator: C. Braun (previously U. Herrlinger)

OSAG101 Multizentrische Phase III-Studie zur randomisierten Prüfung der Kombination aus Bestrahlung + Temodal + OSAG 101 versus Bestrahlung + Temodal

Enrolled patients: 16                      Investigator: A. Melms (previously J. Steinbach)

FREEDOMS; CFTY720D2301: A 24-month double-blind, randomized, multicenter, placebo-controlled, parallel-group study comparing efficacy and safety of FTY720 1.25 mg and 0.5 mg administered orally once daily versus placebo in patients with relapsing-remitting multiple sclerosis. Sponsor Novartis (phase III, recruitment closed)

Enrolled patients: 7                      Investigators: A. Melms

TRANSFORMS (CFTY720D2302): A 12-month double-blind, randomized, multicenter, activecontrolled, parallel-group study comparing the efficacy and safety of 0.5 mg and 1.25 mg fingolimod (FTY720) administered orally once daily versus interferon  $\beta$ -1a (Avonex®) administered i.m. once weekly in patients with relapsing-remitting multiple sclerosis. (phase III, recruitment closed)

Enrolled patients: 1                      Investigator: A. Melms

WA 21493: A Phase II, multicenter, randomized, placebo and Avonex controlled dose finding study to evaluate the efficacy and safety of ocrelizumab in patients with relapsing-remitting multiple sclerosis.

Enrolled patients: 2                      Investigator: A. Melms, F. Bischof

### Clinical Studies - Department of Neurodegenerative Diseases

---

#### Ataxia

A phase III double-blind, randomised, placebo-controlled study of the efficacy, safety and tolerability of Idebenone in the treatment of Friedreich's ataxia patients (phase III, recruitment completed)

Enrolled patients: 18                      Investigators: L. Schöls, Ch. Linnemann, K. Karle, T. Lindig

Effectiveness of coordinative training in cerebellar and afferent ataxia (recruitment completed)

Enrolled patients: 16                      Investigators: L. Schöls, M. Synofzik

## ■ Neurodegenerative Diseases

### Parkinson's disease

CAFQ056A2206: A multi-centre, randomized, double-blind, placebo-controlled, parallel-group, multiple oral dose titration study in patients with Parkinson's disease to assess the efficacy of AFQ056 in reducing L-dopa induced dyskinesias, and the safety and tolerability of AFQ056 in combination with L-dopa (phase IIa with Tübingen as leading center, recruitment completed)

Enrolled patients : 10                      Investigators: D. Berg, J. Godau, and co-workers

Wirksamkeit und Sicherheit der Tiefen Hirnstimulation des Nucleus pedunculopontinus zur Behandlung von Parkinson-Patienten mit ausgeprägter Gangstörung

Enrolled patients: 1                      Investigators: Breit, R. Krüger, A. Gharabaghi, C. Plewnia

Collection and analysis of biological fluids obtained from pre- and symptomatic patients carrying pathogenic LRRK2 mutations: Establishment of a correlation between Parkinson's Disease symptoms and selected, quantifiable markers in those fluids

Enrolled patients: 72                      Investigators: K. Brockmann, A. di Santo, D. Berg, T. Gasser

TVP Multi-Center, open-label, follow-up study designed to evaluate the long-term effects of Rasagiline in Parkinson's disease subjects who participated the ADAGIO-study (phase IV, recruitment completed)

Enrolled patients: 8                      Investigators: A. Gaenslen, D. Berg

Relevant (Registry to Evaluate Advanced PD Treatment): a prospective, multi-center, multi-national, structured data collection initiative compiling data on the treatment of patients with Advanced Parkinson's Disease. (recruitment ongoing)

Enrolled patients: 8                      Investigators: T. Gasser, D. Berg, R. Krüger, K. Srulijes, H. Huber, D. Weiss

Trust (Transdermal Rotigotine User Surveillance Study): A naturalistic, multisite, observational study of Rotigotine Transdermal Patch and other currently prescribed therapies in patients with Idiopathic Parkinson's Disease (recruitment ongoing)

Enrolled patients: 3                      Investigators: H. Huber, K. Srulijes, D. Berg

SETTLE: A multi-centre, randomized, double-blind, placebo-controlled, parallel-group Phase III study to assess the efficacy of Safinamide in reducing L-dopa induced dyskinesias (recruitment ongoing)

Enrolled patients: 2                      Investigators: H. Huber, I. Wurster, J. Godau, K. Brockmann, D. Berg

Pardoprinox: A multi-centre, randomized, double-blind, Pramipexole-controlled Phase III study to assess the efficacy of Pardoprinox in reducing L-dopa induced dyskinesias (recruitment ongoing)

Enrolled patients: 2                      Investigators: H. Huber, I. Wurster, W. Maetzler, K. Brockmann, D. Berg

The Effect of Deep Brain Stimulation of the Subthalamic Nucleus (STN-DBS) on Quality of Life in Comparison to Best Medical Treatment in Patients with Complicated Parkinson's Disease and Preserved Psychosocial Competence (EARLYSTIM-study)

Enrolled patients: 11 (recruitment completed)

Investigators: R. Krüger, A. Gharabaghi, S. Breit, T. Wächter, D. Weiss

## Neurodegenerative Diseases / Cognitive Neurology ■ ■

Auswirkungen der Tiefen Hirnstimulation auf prozedurale Lernprozesse bei idiopathischen Parkinson Patienten  
– Analyse von zentralen Kohärenzmustern

Enrolled patients: 26 (recruitment completed)

Investigators: R. Krüger, T. Wächter, D. Weiss, J. Lin Lam

CAFQ056A2208: A multi-centre, randomized, double-blind, placebo-controlled Phase-III-study to assess the efficacy of AFQ056 in reducing L-dopa induced dyskinesias (recruitment ongoing)

Enrolled patients : 1

Investigators: K. Srulijes, H. Huber, I. Wurster, D. Berg

PSP – Noscira: A Randomized, double-blind, placebo-controlled parallel-group-Study to evaluate the Safety, Tolerability and Efficacy of two different oral doses of NP031112, a GSK-Inhibitor, versus placebo in the Treatment of patients with mild to moderate progressive supranuclear palsy. (recruitment ongoing)

Enrolled patients: 1, screened patients: 1, pre-screened patients: 2

Investigators: K. Srulijes, M. Maetzler, D. Berg

MSA-RAS 202 Multi-center, randomized, double-blind, Placebo-controlled study to assess the efficacy, safety,an tolerability of Rasagiline Mesylate 1 mg in patients with multiple system atrophy of the parkinsonian subtype (MSA-P)

(phase IIb, recruitment ongoing)

Enrolled patients: 1

Investigators: K. Srulijes, I. Wurster, D. Berg

RIVA Post marketing observational study on the effect of Rivastigmin in Parkinson's disease with dementia. Verlaufsbeobachtungsstudie Studie von Novartis (phase IVb, recruitment ongoing)

Enrolled patients: 6

Investigators: K. Srulijes, D. Berg, and co-workers

### Clinical Studies - Department of Cognitive Neurology

Quantification of subtle movement changes in healthy subjects with increased echogenicity of the substantia nigra (phase II, recruitment completed)

Enrolled patients: 100

Investigators: W. Ilg, I. Liepelt, C. Urban, N. Röhrich, M. A. Giese, D. Berg

Motor learning in patients suffering from cerebellar ataxia (phase II, recruitment completed)

Enrolled patients: 15

Investigators: W. Ilg, M. Synofzik, S. Burkhard, D. Brötz, M. A. Giese, L. Schöls

Emotion perception from gait pattern in idiopathic Parkinson's disease and spinocerebellar ataxia (phase I, recruitment ongoing)

Enrolled patients: 51

Investigators: C. Linnemann, S. U. Steele, A. Gaenslen, D. Berg, L. Schöls, P. Thier, M. A. Giese

Examination of the influence of visual feedback on real and pantomimed object use in apraxia (phase I, recruitment ongoing)

Enrolled patients: 5

Investigators: A. Christensen, H.O. Karnath, W. Ilg, M.A. Giese

## ■ General Neurology

### Third-Party Funding - Department of General Neurology

---

#### Ongoing Grants

##### Neurorehabilitation

Project leader H. Ackermann  
Funding institution Kooperationsvertrag Hohenurach  
Funding period 01/07-12/11

##### Zerebrale Kontrolle der Sprechmotorik (fMRT) (AC 55/6-2, HA)

Project leader H. Ackermann  
Funding institution DFG  
Funding period 04/07-03/09

##### Zerebrale Mechanismen der auditiven Objekterkennung und der Sprachlautwahrnehmung: Funktionell-bildgebende Untersuchungen (SFB 550/B1)

Project leader H. Ackermann  
Funding institution DFG  
Funding period 01/09 – 12/09

##### Neural stem cell-based gene delivery in experimental autoimmune encephalomyelitis (1685-0-0)

Project leaders B. Greve  
Funding institution IZFK Tübingen  
Funding period 05/07-04/09

##### Dopamin im Motorkortex und motorisches Lernen (Lu 748/5-1)

Project leader A. Luft  
Funding institution DFG  
Funding period 10/07-09/09

##### Robotics for lower extremity rehabilitation

Project leader A. Luft  
Funding institution VA, USA  
Funding period 01/06-12/10

##### Checkpoints in the thymus for the control of autoimmunity: antigen processing and regulatory T cells (SFB 685 B5)

Project leader A. Melms  
Funding institution DFG  
Funding period 07/05-06/09

##### Clinical studies

Project leader A. Melms, and co-workers  
Funding institution Pharmaceutical industry  
Funding period 01/09-12/09

### **p53-basierte experimentelle Therapie maligner Gliome (NA 770/1)**

Project leader U. Naumann  
Funding institution DFG  
Funding period 01/07-12/09

### **XIAP-basierte experimentelle Therapie maligner Gliome (107553)**

Project leader U. Naumann  
Funding institution Deutsche Krebshilfe  
Funding period 08/07-01/10

### **Präklinische Untersuchungen zum Potential einer Therapie mit YB-1-abhängigen onkolytischen Adenoviren zur Therapie von Gehirntumoren (01GU0614)**

Project leader U. Naumann  
Funding institution BMBF  
Funding period 01/07-12/09

### **Erforschung der molekularen Mechanismen einer ISCADOR-Behandlung im Glioblastom**

Project leader U. Naumann  
Funding institution Hans Sauer Foundation  
Funding period 01/09 – 12/10

### **Therapieresistenz solider Tumoren und ihre Überwindung (SFB 773)**

Project leader G. Tabatabai  
Funding institution DFG  
Funding period 07/08 - 06/12

### **New Grant**

#### **SFB 685: "Immuntherapie: Von den molekularen Grundlagen zur klinischen Anwendung"**

##### **Teilprojekt B2: Proteasen im MHC Klasse II-Stoffwechsel**

Project leader H. Kalbacher, A. Melms  
Funding institution DFG  
Funding period 07/2009-06/2013  
Awarded on Jun 5, 2009

## ■ Neurodegenerative Diseases

### Third-Party Funding - Department of Neurodegenerative Diseases

#### Ongoing Grants

##### **Rivastigmin (Exelon®) zur Behandlung der Demenz bei Patienten mit Progressiver Supranukleärer Blickparese**

Project leader D. Berg  
Funding institution Novartis  
Funding period 12/06-12/10

##### **Prospective validation of risk markers for the development of Parkinson's disease**

Project leader D. Berg  
Funding institution Michael J. Fox Foundation for Parkinson's Research  
Funding period 12/07-05/09

##### **Prävalenz der Osteoporose bei Patienten mit Morbus Parkinson**

Project leader D. Berg  
Funding institution Novartis  
Funding period 12/08-10/10

##### **Progression markers in the suspected premotor phase and early Parkinson's disease**

Project leader D. Berg  
Funding institution Janssen Pharma  
Funding period 12/08-12/11

##### **IZKF Junior Gruppe**

Project leader S. Biskup  
Funding institution IZKF  
Funding period 01/08-12/10

##### **Hertie-Stipendienprogramm Neurowissenschaften**

Project leader L. Burbulla  
Funding institution Hertie Foundation  
Funding period 12/08 - 11/11

##### **German Network of Hereditary Movement Disorders (GeNeMove): Dystonia, 01GM0304**

Project leader T. Gasser  
Funding institution BMBF  
Funding period 05/06-04/09

##### **Biomarker study: Five year observational study to investigate relationships among Parkinson's disease symptoms, LRRK2 mutational status, and biomarkers expressed in the blood, urine, and cerebrospinal fluid of symptomatic, asymptomatic, and control subjects**

Project leader T. Gasser  
Funding institution Novartis  
Funding period 06/07-05/11



## Neurodegenerative Diseases ■

### **NGFNplus Parkinson Network: Scientific administrative office**

Project leader T. Gasser  
 Funding institution BMBF/DLR  
 Funding period 06/08-05/11

### **NGFNplus Parkinson Network: Genomics of Parkinson's disease**

Project leader T. Gasser, D. Berg  
 Funding institution BMBF/DLR  
 Funding period 06/08-05/11

### **Helmholtz alliance for mental health in an ageing society: Subproject: Clinics and genetics of Parkinson's disease (HelMA)**

Project leader T. Gasser  
 Funding institution BMBF, Helmholtz-Association  
 Funding period 07/08-06/12

### **ERA-Net "NEURON": Identification of genes causing familial forms of PD**

Project leader T. Gasser  
 Funding institution BMBF/ DLR  
 Funding period 03/09-02/12

### **Functional Genomics of Parkinson's Disease: Genomics of Parkinson's disease**

Project leader T. Gasser, D. Berg  
 Funding institution BMBF/DLR  
 Funding period 06/08-05/11

### **Congruent Mechanisms of Neuroprotection Mediated by Recessive Parkinson's Disease Genes**

Project leader P. Kahle  
 Funding institution Novartis Pharma  
 Funding period 08/06-07/09

### **Regulation of apoptosis signal regulating kinase pathways by DJ-1 and Parkin (01GS08134-9)**

Project leader P. Kahle  
 Funding institution BMBF  
 Funding period 06/08 – 05/11

### **Schaffung und bildgebende Untersuchung von Zellkultur und Tiermodellen für TDP Pathologie (01 GI 0705/TP)**

Project leader P. Kahle  
 Funding institution BMBF  
 Funding period 10/07 – 09/10

### **Helmholtz alliance for mental health in an aging society (HelMA)**

Participant P. Kahle  
 Funding institution BMBF, Helmholtz-Association  
 Funding period 07/08 – 06/12

## ■ Neurodegenerative Diseases

### **Funktionelle Charakterisierung von Mutationen im Omi/HtrA2 Gen beim Parkinson-Syndrom (KR 2119/3 1)**

Project leader R. Krüger  
Funding institution DFG  
Funding period 09/06-03/10

### **Auswirkungen der Tiefen Hirnstimulation auf prozedurale Lernprozesse bei idiopathischen Parkinson Patienten – Analyse von zentralen Kohärenzmustern**

Project leader R. Krüger  
Funding institution Medtronic  
Funding period 04/08 – 03/09

### **Mitochondrial stress response in neurodegeneration and aging – dissection of Omi/HtrA2 and DJ-1 mediated signalling pathways (01GS08134-10)**

Project leader R. Krüger  
Funding institution BMBF / DLR  
Funding period 07/08 – 06/11

### **Bildgebung von Amyloid-Ablagerung im Gehirn von PatientInnen mit Alzheimer Erkrankung, Lewykörper-Demenz, Parkinson-Erkrankung mit Demenz oder Zerebraler Amyloidangiopathie in vivo mittels Positronen-Emissions-Tomographie**

Project leader W. Maetzler, D. Berg  
Funding institution AKF, Nr. 201-0-0  
Funding period 12/06-02/09

### **Parkinsonism as a prototypical geriatric disease: gaining new insight into the pathophysiology, dual tasking capacity and gerontechnological approaches for Parkinson's disease patients (Nr 32.5.1141.0019.0)**

Project leader: W. Maetzler  
Funding institution: Robert Bosch Foundation  
Funding period: 01/08-12/11

### **GeNeMove: Hereditary Spastic Paraplegia (01GM0603)**

Project leader L. Schöls  
Funding institution BMBF  
Funding period 10/03-03/09

### **Leukonet: Clinical, neurophysiological and neuroradiological characterization of leukodystrophies in adulthood (01GM0838)**

Project leader L. Schöls  
Funding institution BMBF  
Funding period 10/03-12/11

### **EUROSCA: SpinoCerebellar Ataxia Registry (EUROSCA-R) and Core Assessment for Interventional Therapies (CAPIT-SCA) (LSHM-CT-2004-503304)**

Project leader L. Schöls  
Funding institution EU  
Funding period 01/04-12/09

## Neurodegenerative Diseases ■

### **Klonierung des Gens für eine neue Form der autosomal dominanten spastischen Spinalparalyse (Scho754/4-1)**

Project leader L. Schöls  
Funding institution DFG  
Funding period 07/06-08/09

### **Internationales Netzwerk für spinocerebelläre Ataxien (RISCA) (01 GM0820/TP)**

Project leader L. Schöls  
Funding institution BMBF / DLR  
Funding period 04/08 – 03/11

### **Internationales Netzwerk zur spastischen Paraplegie (EUROSPA) (01 GM0807/TP)**

Project leader L. Schöls  
Funding institution BMBF / DLR  
Funding period 05/08 – 04/11

### **mitoNet-German Network for Mitochondrial Diseases (TP A2)**

Project leader L. Schöls  
Funding institution BMBF / DLR  
Funding period 02/09 – 01/12

### **Functional Characterization of a Novel Parkin-Cathepsin Interaction (fortune 1667-0-0)**

Project leader W. Springer  
Funding Institution Medical Faculty, Univ. Tübingen  
Funding period 06/07-05/09

## **New Grants**

### **Erstellung einer Risikokohorte für Parkinson**

Project leader D. Berg  
Funding institution TEVA  
Funding period 05/09 - 06/10  
Awarded on May 26, 2009

### **MARK-MD, IAPP on novel genetic and phenotypic markers of Parkinson's disease and Essential Tremor**

Project leader D. Berg  
Funding institution EU  
Funding period 03/10 - 03/12  
Awarded on Feb 24, 2009

### **Feasibility for MODEP**

Project leader D. Berg  
Funding institution Solvay  
Funding period 12/09 - 12/10  
Awarded on Dec 21, 2009

## ■ Neurodegenerative Diseases

### **Transkranielle Sonographie (TCS) bei Bewegungsstörungen – Methodik und klinische Relevanz**

Project leader D. Berg  
Funding institution TEVA/Lundbeck  
Funding period 02/09 - 11/09  
Awarded on Feb 18, 2009

### **Padoprunox in Parkinson's disease dyskinesia**

Project leader D. Berg  
Funding institution Solvay  
Funding period 03/09 - 12/10  
Awarded on Mar 31, 2009

### **CAFQ056A2206 in Parkinson's disease**

Project leader D. Berg  
Funding institution Novartis  
Funding period 03/09 - 08/09  
Awarded on Mar 23, 2009

### **CAFQ056A2208 in dyskinetic Parkinson's disease patients**

Project leader D. Berg  
Funding institution Novartis  
Funding period 05/09 - 12/10  
Awarded on May 26, 2009

### **Safinamide in Parkinson's disease patients with motor fluctuations**

Project leader D. Berg  
Funding institution Merck Serono  
Funding period 06/09 - 12/10  
Awarded on Feb 26, 2009

### **TVP1012/501 – Rasagilin im Langzeitverlauf**

Project leader D. Berg  
Funding institution TEVA  
Funding period 10/09 - 12/12  
Awarded on Oct 1, 2009

### **NP031112 bei PSP**

Project leader D. Berg  
Funding institution Noscira  
Funding period 12/09 - 12/12  
Awarded on Dez 8, 2009

### **MSA-RAS-202**

Project leader D. Berg  
Funding institution TEVA  
Funding period 12/09 - 12/12  
Awarded on Dec 2, 2009

## Neurodegenerative Diseases ■

### **Parkinson's disease educational grant**

Project leader D. Berg, T. Gasser  
 Funding institution dPV  
 Funding period 07/09 - 06/10  
 Awarded on Jun 15, 2009

### **Funktionelle Charakterisierung der Kinase LRRK2 (BI 1210/4-1)**

Project leader S. Biskup  
 Funding institution DFG  
 Funding period 07/09 - 07/12  
 Awarded on May 4, 2009

### **Wirksamkeit und Sicherheit der Tiefen Hirnstimulation des Nucleus pedunculopontinus zur Behandlung von Parkinson-Patienten mit ausgeprägter Gangstörung**

Project leader S. Breit, R. Krüger, A. Gharabaghi, C. Plewnia  
 Funding institution AKF – Medical Faculty, Univ. Tübingen  
 Funding period 09/09-08/11  
 Awarded on Nov 11, 2009

### **PhD Scholarship sponsored by the German Center for Neurodegenerative Diseases**

Awardee F. Hans  
 Funding institution DZNE  
 Funding period 09/09 - 08/12  
 Awarded on Aug 4, 2009

### **NEURASYN Academic-Industrial Training Network on $\alpha$ -synuclein (project 6)**

Project leader P. Kahle  
 Funding institution EU FP7  
 Funding period 11/09 – 10/13  
 Awarded on Nov 2009

### **EarlyStim – Tiefe Hirnstimulation in der Behandlung der fortgeschrittenen Parkinson-Krankheit mit erhaltener psychosozialer Funktion**

Project leader R. Krüger  
 Funding institution BMBF / Medtronic  
 Funding period 07/08 – 09/11  
 Awarded on Jan 22, 2009

### **Effektivität und Sicherheit bilateraler tiefer Hirnstimulation des centromedianen-parafaszikulären Thalamus und des Globus pallidus internus zur Behandlung des schweren therapieresistenten Gilles de la Tourette Syndroms**

Project leader C. Plewnia, R. Krüger, A. Gharabaghi  
 Funding institution AKF – Medical Faculty, Univ. Tübingen  
 Funding period 09/09-08/11  
 Awarded on Nov 11, 2009

## ■ ■ Neurodegenerative Diseases / Cognitive Neurology

**Verbundprojekt: Netzwerk Leukodystrophie (Leukonet): Charakterisierung und longitudinale Dokumentation von Patienten mit Spätmanifestation von Leukodystrophien (LOL) mit Schwerpunkt von MDL, GLD und unklassifizierten Leukodystrophieformen (01GM0838/TP 4)**

Project leader L. Schöls  
Funding institution DLR  
Funding period 01/09 - 12/11  
Awarded on Feb 3, 2009

**Netzwerk Mitochondriale Erkrankungen (mitoNET); TP A2: Teilung und Fusion bei mitochondrialen Erkrankungen (01 GM0864/TP A2)**

Project leader L. Schöls  
Funding institution DLR  
Funding period 02/09 - 01/12  
Awarded on Mar 20, 2009

**Molecular Characterization of Parkin-Directed Mitophagy (fortüne 1842-0-0)**

Project leader W. Springer  
Funding Institution Medical Faculty, Univ. Tübingen  
Funding period 05/09-04/10  
Awarded on May 8, 2009

### Third-Party Funding - Department of Cognitive Neurology

#### Ongoing Grants

**Promotionsstipendium: Contributions of the superior colliculus in sensorimotor integration in humans (SFB 550, Integriertes Graduiertenkolleg)**

Project leader S. Borchers  
Funding institution DFG  
Funding period 07/08-06/09

**Encoding of action kinematics and dynamics in the responses of mirror neurons in monkey premotor area F5 (SFB 550/TP C10)**

Project leaders M. Giese, P. Thier  
Funding institution DFG  
Funding period 01/09-12/09

**Communication with emotional body language (COBOL) (NEST-043403)**

Project leader M. Giese  
Funding institution EC  
Funding period 11/06-10/09

**Zerebro-zerebelläre Kommunikation - Grundlage neurokognitiver Funktionen? (SFB 550, A2)**

Project leader T. Haarmeier  
Funding institution DFG  
Funding period 01/09-12/09

### **Human reaching and grasping – cognitive networks of visual action control (211078)**

Project leader M. Himmelbach  
Funding institution ERC  
Funding period 09/08-08/13

### **Beteiligung der Colliculi superiores an der räumlichen Planung und Ausführung von visuell gesteuerten Handbewegungen (HI 1371/1-1)**

Project leaders M. Himmelbach, H.-O. Karnath  
Funding institution DFG  
Funding period 09/08-08/11

### **Geschwindigkeitsillusion und deren zentralnervöse Grundlagen (IL 34/6-1)**

Project leader U. Ilg  
Funding institution DFG  
Funding period 09/06-02/09

### **Schülerlabor Neurowissenschaften (00.139.2008)**

Project leader U. Ilg  
Funding institution Tschira Foundation  
Funding period 01/09-12/11

### **Alterungsprozesse der auditiven und multisensorischen Raumwahrnehmung (KA 1258/7-1)**

Project leader H.-O. Karnath  
Funding institution DFG  
Funding period 10/07-09/09

### **Störungen motorischen Handelns nach Schädigungen des parietalen und des temporalen Kortex beim Menschen (SFB 550/A4)**

Project leader H.-O. Karnath  
Funding institution DFG  
Funding period 01/09-12/09

### **Verbundprojekt Visuo-räumliche Kognition: TP 5 "Higher order integration of space and gist in the human parietal cortex" (01GW0654)**

Project leader H.-O. Karnath  
Funding institution BMBF  
Funding period 01/07-12/09

### **Verbundprojekt Räumliche Orientierung: TP 1 "Fractionating disorders of spatial orientation and attention in brain-damaged patients with spatial neglect and extinction" (01GW0641)**

Project leader H.-O. Karnath  
Funding institution BMBF  
Funding period 01/07-09/10

## ■ Cognitive Neurology

### **European research network for investigating human sensorimotor function in health and disease (05RNP089 ERNI-HSF)**

Project leader H.-O. Karnath  
Funding institution ESF  
Funding period 01/07-12/11

### **Role of structural and functional brain damage on spatial cognition – combined DT tractography and perfusion MRI studies (EXC 307-CIN)**

Project leader H.-O. Karnath  
Funding institution DFG  
Funding period 01/09 -12/10

### **Kinematische Analyse komplexer Armbewegungen bei Schlaganfallpatienten (fortune 1443-0-0)**

Project leaders H.-O. Karnath, M. Giese  
Funding institution Medical Faculty Univ. Tübingen  
Funding period 04/07-03/09

### **Motor intention, movement planning, kinematics vs. dynamics, target selection, decision making**

Project leader A. Lindner  
Funding institution DFG (CIN)  
Funding period 07/08-06/10

### **Aktive Bewegung als Grundlage der Texturdiskrimination. Psychophysikalische und elektrophysiologische Untersuchungen der bewegungsabhängigen Modulation von taktile Wahrnehmung im Vibrissensystem der Ratte (SFB 550/TP B11)**

Project leader C. Schwarz  
Funding institution DFG  
Funding period 01/09-12/09

### **Analyse der zerebralen Wirkungen von Benzodiazepinen mit Hilfe von Knock-in-Mäusen: Welche Subtypen des GABAA-Rezeptors sind beteiligt? (SCHW 577/8-1)**

Project leader C. Schwarz  
Funding institution DFG  
Funding period 10/07-09/10

### **Unravelling functional connectivity of widely distributed networks of the non-human primate brain (SFB 550/TP A9)**

Project leader F. Sultan  
Funding institution DFG  
Funding period 01/09-12/09

### **Setup and maintenance of the Dept. Cognitive Neurology (TS 013/01.184/98)**

Project leader P. Thier  
Funding institution Schilling Foundation  
Funding period 07/00-06/10



### **Die zerebellären Grundlagen motorischen Lernens (SFB 550, A7)**

Project leader P. Thier  
Funding institution DFG  
Funding period 01/09-12/09

### **Service and special functions (SFB 550, D1)**

Project leader P. Thier  
Funding institution DFG  
Funding period 01/09-12/09

### **3 Ts magnetic resonance scanner for functional imaging (Th 812/1-1)**

Project leader P. Thier  
Funding institution DFG  
Funding period as of 2002

### **Von Helmholtz's missing reference signals: Do they reflect an adapting action of the cerebellum on the cerebral cortex? (I80 727)**

Project leader P. Thier  
Funding institution VW Foundation  
Funding period 09/05-12/09

### **Verbundprojekt Räumliche Orientierung: TP 2 "Towards the neuronal basis of spatial updating" (01GW0641)**

Project leader P. Thier  
Funding institution BMBF  
Funding period 01/07-09/10

### **Sachkostenbeihilfe Gastwissenschaftler Halim Hicheur (3.3-FRAU/1128930 STP)**

Project leader P. Thier  
Funding institution Humboldt Foundation  
Funding period 05/08-04/10

### **Schülerlabor Competence Centre Neuroscience (1.03.1/08/008)**

Project leader P. Thier  
Funding institution Hertie Foundation  
Funding period 07/08-06/10

### **Sachbeihilfe Competence Centre Neuroscience (35.5.8051.0149.0/MA01)**

Project leader P. Thier  
Funding institution Robert Bosch Foundation  
Funding period 01/08-11/10

## ■ Cognitive Neurology

### New Grants

#### **Geschwindigkeitsillusion und deren zentralnervöse Grundlagen - Folgeprojekt (IL 34/6-1)**

Project leader U. Ilg  
Funding institution DFG  
Funding period 03/09-07/10  
Awarded on Feb 5, 2009

#### **Smart eyes: Attending and recognizing instances of salient events (ICT-215866-Searise)**

Project leader M. Giese  
Funding institution EC  
Funding period 03/08-02/11  
Awarded on Apr 21, 2009

#### **Learning of structured trajectory models with high flexibility for computer animation (GI 305/2-2)**

Project leader M. Giese  
Funding institution DFG  
Funding period 07/09-06/10  
Awarded on Jun 9, 2009

#### **Störungen motorischen Handelns nach Schädigungen des parietalen und des temporalen Kortex beim Menschen (KA 1258/10-1)**

Project leaders H.-O. Karnath / M. Himmelbach  
Funding institution DFG  
Funding period 01/10-12/11  
Awarded on Nov 5, 2009

#### **Symptomorientierte voxelbasierte statistische Läsionsanalyse bei Aphasie und Akalkulie (KA 1258/11-1)**

Project leader H.-O. Karnath  
Funding institution DFG  
Funding period 07/10-06/14  
Awarded on Nov 9, 2009

#### **Leibniz Graduate School for Primate Neurobiology (NEUROPRIM)**

Project leader A. Lindner  
Funding institution Leibniz-Gemeinschaft  
Funding period 07/09-06/11  
Awarded on Sept 16, 2008 (Bewilligungsdatum Leibniz School)

#### **Mini-Graduiertenkolleg 'Was it me? The neurocognitive and philosophical basis of agency'**

Project leaders S. Döring, A. Lindner, M. Synofzik  
Funding institution DFG (CIN)  
Funding period 12/09-11/11  
Awarded on Nov 25, 2009

## Cognitive Neurology / Cellular Neurology ■■

### **Entwicklung von dynamischer Hirnstimulation für die Anwendung in zukünftigen kortikalen sensorischen Neuroprothesen (SCHW 577/9-1)**

Project leader C. Schwarz  
Funding institution DFG  
Funding period 08/09-07/12  
Awarded on Apr 22, 2009

### **FG BARREL CORTICAL FUNCTION, TP 6 Neuronal processing of task-specific afferent whisker information in the rat barrel cortex (SCHW 577/10-1)**

Project leader C. Schwarz  
Funding institution DFG  
Funding period 01/10-12/12  
Awarded on Dec 4, 2009

### **Cerebellar-Cortical Control: Cells, Circuits, Computation, and Clinic (C7) (PITN-GA-2009-238214)**

Project leader P. Thier  
Funding institution EC  
Funding period 11/09-10/13  
Awarded on Sept 30, 2009

### **Leibniz Graduate School for Primate Neurobiology (NEUROPRIM)**

Project leader P. Thier  
Funding institution Leibniz-Gemeinschaft  
Funding period 08/09-07/11  
Awarded on Sept 16, 2008 (Bevolligungsdatum Leibniz School)

## Third-Party Funding - Department of Cellular Neurology

### **Ongoing Grants**

### **Transgene Mausmodelle von familiärer britischer und dänischer Demenz: der Einfluss von nicht-A beta zerebraler Amyloidose und Angiopathie (JU 655/3-1)**

Project leader J. Coomaraswamy, M. Jucker  
Funding institution DFG  
Funding period 01/08-12/10

### **Hertie-Stipendienprogramm Neurowissenschaften**

Project leader J. Hefendehl  
Funding institution Hertie Foundation  
Funding period 12/08-11/11

### **Anti beta-amyloid 'anticalins' as a promising therapeutic and specific approach to treat Alzheimer's disease ARREST-AD (01GU0522)**

Project leader M. Jucker  
Funding institution BMBF / DLR  
Funding period 07/06-06/09

## ■ Cellular Neurology

### **Kompetenznetz degenerative Demenzen, KNDD (01GI0705)**

Project leader M. Jucker  
Funding institution BMBF / DLR  
Funding period 10/07-09/10

### **Generation of APP transgenic mice**

Project leader M. Jucker  
Funding institution Koesler  
Funding period 01/05-12/09

### **NGFN-Plus: Pathomechanism of Cerebral Amyloid Angiopathy**

Project leader M. Jucker  
Funding institution BMBF/DLR  
Funding period 06/08-05/11

### **ERA-Net „NEURON“ Transfer of misfolded protein as a pathogenetic mechanism in neurodegenerative disease**

Project leader M. Jucker  
Funding institution BMBF / DLR  
Funding period 02/09 - 01/12

### **Verbundprojekt Kompetenznetz Demenzen - Neurodegeneration - Teilprojekt: A $\beta$ and Tau aggregation: Initiation, modulation and imaging (addition) (01 GI 0705)**

Project leader: M. Jucker  
Funding institution: BMBF / DLR  
Funding period: 10/07 - 09/10

### **New Grants**

#### **Membrane anchored A $\beta$ as a prerequisite for neurotoxicity in vitro and in vivo?**

Project leader F. Baumann  
Funding institution DFG  
Funding period 02/10 – 01/12  
Awarded on Dec 17, 2009

#### **Transgene Mausmodelle für die familiäre britische und dänische Demenz: Rolle der Amyloidose für Neurodegeneration und Dysfunktion**

Project leader J. Coomaraswamy  
Funding institution Carl-Zeiss Foundation  
Funding period: 02/09 - 01/11  
Awarded on Jan 20, 2009

#### **Research fellowship**

Project leader T. Hamaguchi  
Funding institution Alexander von Humboldt Foundation  
Funding period 10/09 – 09/11  
Awarded on Apr 6, 2009

## Cellular Neurology / Independent Junior Research Groups ■ ■

### **EC-FP7 (LUPAS, Luminescent polymers for in vivo imaging of amyloid signatures)**

Project leader M. Jucker  
Funding institution Commission of the European Communities  
Funding period 11/09 – 10/12  
Awarded on Dec 10, 2009

### **Generation of APP transgenic mice**

Project leader M. Jucker  
Funding institution Koesler  
Funding period 01/09 - 12/09  
Awarded on Jan 2, 2009

### **Research fellowship**

Project leader N. Varvel  
Funding institution Alexander von Humboldt Foundation  
Funding period 06/09 – 05/11  
Awarded on Apr 6, 2009

## **Third-Party Funding - Independent Junior Research Group 'Neuroregeneration'**

### **Ongoing Grants**

#### **Hertie-Stipendienprogramm Neurowissenschaften**

Project leader H. Beck  
Funding institution Hertie Foundation  
Funding period 12/08 – 11/11

#### **The role of p53 tumor suppressor pathways in axon growth (fortune F.1311786)**

Project leader S. Di Giovanni  
Funding institution Medical Faculty Univ. Tübingen  
Funding period 06/07 – 05/09

#### **MDM2-p53 antagonists in axonal regeneration (1R21 NS052640-01A2)**

Project leader S. Di Giovanni  
Funding institution NIH  
Funding period 03/07-02/09

#### **Enhancement of p53 activity (IRP-D-021/07)**

Project leader S. Di Giovanni  
Funding institution IRP Foundation  
Funding period 08/07-07/09

## ■ Independent Junior Research Groups

### **The regulation of the transcription factor p53 in neurite outgrowth and neuron differentiation (DI 1497/1-1)**

Project leader S. Di Giovanni  
Funding institution DFG  
Funding period 05/08-04/11

### **Cortical dopamine for the improvement of motor function after stroke (SFB 550-C12)**

Project leader S. Di Giovanni  
Funding institution DFG  
Funding period 01/09 – 12/09

### **Carbon-Nanotube-Elektroden auf mikrosystemtechnischen Implantatkomponenten für Neuromonitoring und –stimulation**

Project leader S. Di Giovanni  
Funding institution Landesstiftung Baden-Württemberg  
Funding period 10/10 – 12/11

### **Enhancement of transcription by deacetylase inhibition as a novel therapeutic strategy for spinal cord injury**

Project leader S. Di Giovanni  
Funding institution IRG-CIN  
Funding period 01/09 – 01/11

### **New Grants**

#### **The role of NFATc4 in neuronal differentiation (Fortüne F.1....)**

Project leader S. Di Giovanni  
Funding institution Fortüne -UKT  
Funding period 02/10-01/11  
Awarded on Aug 3, 2009

#### **DZNE fellowship**

Project leader J. Guangshuai  
Funding institution DZNE  
Funding period 09/09 – 08/12  
Awarded on Jun 12, 2009

## Independent Junior Research Groups ■

### Third-Party Funding - Independent Junior Research Group 'Synaptic Plasticity'

#### Ongoing Grants

##### **APP fragments regulating synapse formation and elimination**

Project leader Tobias Rasse  
Funding institution Alzheimer Forschung Initiative e.V.  
Funding period 12/07-04/10

##### **How do soluble APP fragments influence the formation, maturation and elimination of synapses (fortune Normalantrag 1691-0-0)**

Project leader Tobias Rasse  
Funding institution University of Tübingen  
Funding period 01/08-03/10

##### **Systematische Untersuchung von Signalwegen, die die Stabilisierung von Synapsen regulieren**

Project leader Tobias Rasse  
Funding institution Landesstiftung Baden-Württemberg  
Funding period 03/07-02/10

### Third-Party Funding - Independent Junior Research Group 'Learning and Memory'

#### New Grant

##### **NARSAD Young Investigator Award 2009: Synaptic Mechanisms of Fear Memory in the amygdala: Role of plasticity in prefrontal cortical inputs and specialized inhibitory circuits**

Project leader Dr. I. Ehrlich  
Funding institution NARSAD (National Alliance for Research in Schizophrenia and Depression, USA)  
Funding period 06/10-05/12  
Awarded on Jun 29, 2009

## ■ General Neurology

### Publications – Department of General Neurology

---

#### Original Articles

**Asmus F**, Langseth A, Doherty E, Nestor T, Munz M, Gasser T, Lynch T, King MD (2009) "Jerky" Dystonia in Children: Spectrum of Phenotypes and Genetic Testing. *Movement Disord* 24(5):702-9

**Asmus F**, von Coelln R, Boertlein A, Gasser T, Mueller J (2009) Reverse sensory geste in cervical dystonia. *Movement Disord* 24 (2)297-300

**Bähr O, Herrlinger U, Weller M, Steinbach JP** (2009) Very late relapses in glioblastoma long-term survivors. *J Neurol* 256(10):1756-8

**Brucklacher-Waldert V**, Steinbach K, Lioznov M, Kolster M, Hölscher C, Tolosa E (2009) Phenotypical characterization of human Th17 cells unambiguously identified by surface IL-17A expression. *J Immunol* 183(9):5494-501

**Fissolo N, Haag S**, de Graaf KL, Drews O, Stevanovic S, Rammensee HG, **Weissert R** (2009) Naturally presented peptides on major histocompatibility complex I and II molecules eluted from central nervous system of multiple sclerosis patients. *Mol Cell Proteomics* 8(9):2090-101

Glas M, **Happold C, Rieger J**, Wiewrodt D, **Bähr O, Steinbach JP, Wick W**, Kortmann RD, Reifenberger G, **Weller M, Herrlinger U** (2009) Long-term survival of patients with glioblastoma treated with radiotherapy and lomustine plus temozolomide. *J Clin Oncol* 27(8):1257-61

**Gramatzki D**, Pantazis G, Schittenhelm J, Tabatabai G, Kohle C, Wick W, Schwarz M, **Weller M, Tritschler I** (2009) Aryl hydrocarbon receptor inhibition downregulates the TGF-beta/Smad pathway in human glioblastoma cells. *Oncogene* 28(28):2593-605

**Greve B, Hoffmann P**, Illes Z, Rozsa C, Berger K, **Weissert R, Melms A** (2009) The autoimmunity-related polymorphism PTPN22 1858C/T is associated with anti-titin antibody-positive myasthenia gravis. *Hum Immunol* 70(7):5402

**Händel B, Haarmeier T** (2009) Cross-frequency coupling of brain oscillations indicates the success in visual motion discrimination. *Neuroimage* 45(3):1040-6

Handel B, Thier P, **Haarmeier T** (2009) Visual motion perception deficits due to cerebellar lesions are paralleled by specific changes in cerebro-cortical activity. *J Neurosci* 29(48):15126-33

**Happold C, Roth P, Wick W, Steinbach JP**, Linnebank M, **Weller M, Eisele G** (2009) ACNU-based chemotherapy for recurrent glioma in the temozolomide era. *J Neuro-Oncol* 92(1):45-8

**Hertrich I, Dietrich S**, Moos A, Trouvain J, **Ackermann H** (2009) Enhanced speech perception capabilities in a blind listener are associated with activation of fusiform gyrus and primary visual cortex. *Neurocase* 15(2):163-70



## General Neurology ■

**Huberle A**, Beyeen AD, Ockinger J, **Ayturan M**, Jagodic M, de **Graaf KL**, **Fissolo N**, Marta M, Olofsson P, Hultqvist M, Holmdahl R, Olsson T, **Weissert R** (2009) Advanced intercross line mapping suggests that *ncf1* (*ean6*) regulates severity in an animal model of guillain-barre syndrome. *J Immunol* 182(7):4432-8

Ignashchenkova A, Dash S, Dicke PW, **Haarmeier T**, Glickstein M, Thier P (2009) Normal spatial attention but impaired saccades and visual motion perception after lesions of the monkey cerebellum. *J Neurophysiol* 102(6):3156-68

Küster O, Simon P, Mittelbronn M, **Tabatabai G**, Hermann C, Strik H, Dietz K, Roser F, Meyermann R, Schittenhelm J (2009) Erythropoietin receptor is expressed in meningiomas and lower levels are associated with tumour recurrence. *Neuropathol Appl Neurobiol* 35(6):555-65

**Lange C**, **Doster H**, **Steinbach K**, Kalbacher H, **Scholl M**, **Melms A**, **Bischof F** (2009) Differential modulation of CNS-specific effector and regulatory T cells during tolerance induction by recombinant invariant chains in vivo. *Brain Behav Immun* 23(6):861-7

**Luther C**, Adamopoulou E, **Stoeckle C**, Brucklacher-Waldert V, **Rosenkranz D**, **Stoltze L**, **Lauer S**, **Poeschel S**, **Melms A**, **Tolosa E** (2009) Prednisolone treatment induces tolerogenic dendritic cells and a regulatory milieu in myasthenia gravis patients. *J Immunol* 183(2):841-8

Maetzler W, Keller S, Michelis J, Koehler N, Stransky E, Becker C, Schulte C, **Melms A**, Gasser T, Berg D (2009) No differences of butyrylcholinesterase protein activity and allele frequency in Lewy body diseases. *Neurobiol Dis* 35(2):296-301

Maetzler W, Liepelt I, Reimold M, Reischl G, Solbach C, Becker C, Schulte C, Leyhe T, Keller S, **Melms A**, Gasser T, Berg D (2009) Cortical PIB binding in Lewy body disease is associated with Alzheimer-like characteristics. *Neurobiol Dis* 34(1):107-12

Maetzler W, Michelis J, Tomiuk J, **Melms A**, Becker C, Gasser T, Schulte C, Berg D (2009) A single-nucleotide polymorphism of the osteopontin gene may contribute to a susceptibility to Lewy body disease. *J Neural Transm* 116(5):599-605

**Maurer GD**, **Tritschler I**, **Adams B**, **Tabatabai G**, Wick W, Stupp R, **Weller M** (2009) Cilengitide modulates attachment and viability of human glioma cells, but not sensitivity to irradiation or temozolomide in vitro. *Neuro Oncol* 11(6):747-56

Mittelbronn M, Harter P, Warth A, Lupescu A, Schilbach K, Vollmann H, Capper D, Goepfert B, Frei K, Bertalanffy H, **Weller M**, Meyermann R, Lang F, Simon P (2009) EGR-1 is regulated by N-methyl-D-aspartate-receptor stimulation and associated with patient survival in human high grade astrocytomas. *Brain Pathol* 19(2):195-204

**Opitz CA**, Litzemberger UM, Lutz C, **Lanz TV**, **Tritschler I**, Koppel A, **Tolosa E**, Hoberg M, Anderl J, Aicher WK, **Weller M**, **Wick W**, **Platten M** (2009) Toll-like receptor engagement enhances the immunosuppressive properties of human bone marrow-derived mesenchymal stem cells by inducing indoleamine-2,3-dioxygenase-1 via interferon-beta and protein kinase R. *Stem Cells* 27(4):909-19

## ■ General Neurology

**Ronellenfitsch MW**, Brucker DP, Burger MC, **Wolking S**, **Tritschler F**, Rieger J, Wick W, **Weller M**, Steinbach JP (2009) Antagonism of the mammalian target of rapamycin selectively mediates metabolic effects of epidermal growth factor receptor inhibition and protects human malignant glioma cells from hypoxia-induced cell death. *Brain* 132(6):1509-22

**Roth P**, Kissel M, **Herrmann C**, **Eisele G**, Leban J, **Weller M**, **Schmidt F** (2009) SC68896, a novel small molecule proteasome inhibitor, exerts anti-glioma activity in vitro and in vivo. *Clin Cancer Res* 15(21):6609-18

**Roth T**, Sokolov AN, Messias A, Roth P, **Weller M**, Trauzettel-Klosinski S (2009) Comparing explorative saccade and flicker training in hemianopia: a randomized controlled study. *Neurology* 72(4):324-31

Schittenhelm J, Beschorner R, Simon P, **Tabatabai G**, **Herrmann C**, Schlaszus H, Capper D, **Weller M**, Meyermann R, Mittelbronn M (2009) Diagnostic value of WT1 in neuroepithelial tumours. *Neuropath Appl Neuro* 35(1):69-81

Schittenhelm J, Trautmann K, **Tabatabai G**, **Herrmann C**, Meyermann R, Beschorner R (2009) Comparative analysis of annexin-1 in neuroepithelial tumors shows altered expression with the grade of malignancy but is not associated with survival. *Mod Pathol* 22(12):1600-11.

Steinbrink C, **Ackermann H**, Lachmann T, Riecker A (2009) Contribution of the anterior insula to temporal auditory processing deficits in developmental dyslexia. *Hum Brain Mapp* 30(8):2401-11

**Stoeckle C**, Gleske AK (2009) Immunotherapy: from basic research to clinical applications. *Cancer Immunol Immun* 58(7):1129-36

**Stoeckle C**, Gouttefangeas C, **Hammer M**, Weber E, **Melms A**, **Tolosa E** (2009) Cathepsin W expressed exclusively in CD8+ T cells and NK cells, is secreted during target cell killing but is not essential for cytotoxicity in human CTLs. *Exp Hematol* 37(2):266-75

**Stoeckle C**, Sommandas V, Adamopoulou E, Belisle K, Schiekofer S, **Melms A**, Weber E, Driessen C, Boehm BO, **Tolosa E**, Burster T (2009) Cathepsin G is differentially expressed in primary human antigen-presenting cells. *Cell Immunol* 255(1):41-5

Stupp R, Hegi ME, Mason WP, van den Bent MJ, Taphoorn MJ, Janzer RC, Ludwin SK, Allgeier A, Fisher B, Belanger K, Hau P, Brandes AA, Gijtenbeek J, Marosi C, Vecht CJ, Mokhtari K, Wesseling P, Villa S, Eisenhauer E, Gorlia T, **Weller M**, Lacombe D, Cairncross JG, Mirimanoff RO (2009) Effects of radiotherapy with concomitant and adjuvant temozolomide versus radiotherapy alone on survival in glioblastoma in a randomised phase III study: 5-year analysis of the EORTC-NCIC trial. *Lancet Oncol* 10(5):459-66

Tedeschi A, Nguyen T, Steele SU, Feil S, **Naumann U**, Feil R, Di Giovanni S (2009) The Tumor Suppressor p53 Transcriptionally Regulates cGKI Expression during Neuronal Maturation and Is Required for cGMP-Dependent Growth Cone Collapse. *J Neurosci* 29(48):15155-160

**Tritschler I**, **Gramatzki D**, Capper D, Mittelbronn M, Meyermann R, Saharinen J, **Wick W**, Keski-Oja J, **Weller M** (2009) Modulation of TGF-beta activity by latent TGF-beta-binding protein 1 in human malignant glioma cells. *Int J Cancer* 125(3):530-40

## General Neurology ■

Wahlström J, Dengjel J, Winqvist O, Targoff I, Persson B, Duyar H, Rammensee HG, Eklund A, **Weissert R**, Grunewald J (2009) Autoimmune T cell responses to antigenic peptides presented by bronchoalveolar lavage cell HLA-DR molecules in sarcoidosis. *Clin Immunol* 133(3):353-63

**Weller M**, Felsberg J, Hartmann C, Berger H, **Steinbach JP**, Schramm J, Westphal M, Schackert G, Simon M, Tonn JC, Heese O, Krex D, Nikkhah G, Pietsch T, Wiestler O, Reifenberger G, von Deimling A, Loeffler M (2009) Molecular predictors of progression-free and overall survival in patients with newly diagnosed glioblastoma: a prospective translational study of the German Glioma Network. *J Clin Oncol* 27(34):5743-50

**Wick W**, Hartmann C, Engel C, **Stoffels M**, Felsberg J, Stockhammer F, Sabel MC, Koeppen S, Ketter R, Meyer-mann R, Rapp M, Meisner C, Kortmann RD, Pietsch T, Wiestler OD, Ernemann U, Bamberg M, Reifenberger G, von Deimling A, Weller M (2009) NOA-04 randomized phase III trial of sequential radiochemotherapy of anaplastic glioma with procarbazine, lomustine, and vincristine or temozolomide. *J Clin Oncol* 27(35):5874-80

**Wick A**, Pascher C, **Wick W**, Jauch T, **Weller M**, Bogdahn U, Hau P (2009) Rechallenge with temozolomide in patients with recurrent gliomas. *J Neurol* 256(5):734-41

#### Books, book chapters, and proceedings

Metcalfe C, Grube M, Gabriel D, Dieterich S, **Ackermann H**, Cook V, Hanson A, Alter K (2009) Processing of emotional utterances: Roles of prosodic and lexical information. In: Alter K, Horne M, Lindgren M, Roll M, von Koss Torkildsen (eds). *Brain Talk. Discourse with and in the Brain*. Lunds Universitet, 139-149

Thoma P, **Ackermann H**, Daum I (2009) Neuropsychologische Defizite bei Kleinhirnerkrankungen und -läsionen. In: Sturm W, Herrmann M, Münte T. (eds). *Lehrbuch der klinischen Neuropsychologie*. Spektrum Akademischer Verlag, Heidelberg, 643-650

Brendel B, **Ackermann H** (2009) Foreign accent syndrome FAS: an incidental „speech talent“ followed aquired brain damage. In: Dogil G, Reiterer SM (eds). *Language Talent and Brain Activity*. Mouton de Gruyter, Berlin, 193-212

## ■ Neurodegenerative Diseases

### Publications - Department of Neurodegenerative Diseases

#### Original Articles

Anheim M, Monga B, Fleury M, Charles P, Barbot C, Salih M, Delaunoy JP, Fritsch M, Arning L, **Synofzik M**, **Schöls L**, Sequeiros J, Goizet C, Marelli C, Le Ber I, Koht J, Gazulla J, De Bleecker J, Mukhtar M, Drouot N, Ali-Pacha L, Benhassine T, Chbicheb M, M'Zahem A, Hamri A, Chabrol B, Pouget J, Murphy R, Watanabe M, Coutinho P, Tazir M, Durr A, Brice A, Tranchant C, Koenig M (2009) Ataxia with oculomotor apraxia type 2: clinical, biological and genotype/phenotype correlation study of a cohort of 90 patients. *Brain* 132(10):2688-98

**Asmus F**, Langseth A, Doherty E, Nestor T, Munz M, **Gasser T**, Lynch T, King MD (2009) "Jerky" Dystonia in Children: Spectrum of Phenotypes and Genetic Testing. *Movement Disord* 24(5):702-709

**Asmus F**, **von Coelln R**, Boertlein A, **Gasser T**, Mueller J (2009) Reverse sensory geste in cervical dystonia. *Movement Disord* 24(2):297-300

**Bauer M**, Kinkl N, Meixner A, Kremmer E, Riemenschneider M, Forstl H, **Gasser T**, Ueffing M (2009) Prevention of interferon-stimulated gene expression using microRNA-designed hairpins. *Gene Ther* 16(1):142-7

Bauer P, Winner B, **Schüle R**, Bauer C, Hafele V, Hehr U, Bonin M, Walter M, Karle K, Ringer TM, Riess O, Winkler J, **Schöls L** (2009) Identification of a heterozygous genomic deletion in the spatacsin gene in SPG11 patients using high-resolution comparative genomic hybridization. *Neurogenetics* 10(1):43-8

Behnke S, Schroeder U, Dillmann U, Buchholz HG, Schreckenberger M, Fuss G, Reith W, **Berg D**, Krick CM (2009) Hyperechogenicity of the substantia nigra in healthy controls is related to MRI changes and to neuronal loss as determined by F-Dopa PET. *Neuroimage* 47(4):1237-43

**Breit S**, **Wachter T**, **Schöls L**, **Gasser T**, Nagele T, Freudenstein D, **Krüger R** (2009) Effective thalamic deep brain stimulation for neuropathic tremor in a patient with severe demyelinating neuropathy. *J Neurol Neurosurg PS* 80(2):235-6

Burk K, Malzig U, Wolf S, Heck S, Dimitriadis K, Schmitz-Hubsch T, Hering S, **Lindig TM**, Haug V, Timmann D, Degen I, Kruse B, Dorr JM, Ratzka S, Ivo A, **Schöls L**, Boesch S, Klockgether T, Klopstock T, Schulz JB (2009) Comparison of three clinical rating scales in Friedreich ataxia (FRDA). *Movement Disord* 24(12):1779-84

Djarmati A, Hagenah J, Reetz K, Winkler S, Behrens MI, Pawlack H, Lohmann K, Ramirez A, Tadic V, Bruggemann N, **Berg D**, Siebner HR, Lang AE, Pramstaller PP, Binkofski F, Kostic VS, Volkmann J, **Gasser T**, Klein C (2009) ATP13A2 variants in early-onset Parkinson's disease patients and controls. *Movement Disord* 24(14):2104-11

Elstner M, Morris CM, Heim K, Lichtner P, Bender A, Mehta D, **Schulte C**, **Sharma M**, Hudson G, Goldwurm S, Giovanetti A, Zeviani M, Burn DJ, McKeith IG, Perry RH, Jaros E, **Krüger R**, Wichmann HE, Schreiber S, Campbell H, Wilson JF, Wright AF, Dunlop M, Pistis G, Toniolo D, Chinnery PF, **Gasser T**, Klopstock T, Meitinger T, Prokisch H, Turnbull DM (2009) Single-cell expression profiling of dopaminergic neurons combined with association analysis identifies pyridoxal kinase as Parkinson's disease gene. *Ann Neurol* 66:792-798

## Neurodegenerative Diseases ■

**Fernandez-Santiago R**, Hoenig S, Lichtner P, Sperfeld AD, **Sharma M**, **Berg D**, Weichenrieder O, Illig T, Eger K, Meyer T, Anneser J, Munch C, Zierz S, **Gasser T**, Ludolph A (2009) Identification of novel Angiogenin (ANG) gene missense variants in German patients with amyotrophic lateral sclerosis. *J Neurol* 256(8):1337-42

Fournier M, Vitte J, Garrigue J, Langui D, Dullin JP, Saurini F, Hanoun N, Perez-Diaz F, Cornilleau F, Joubert C, Ardila-Osorio H, Traver S, Duchateau R, Goujet-Zalc C, Paleologou K, Lashuel HA, Haass C, Duyckaerts C, Cohen-Salmon C, **Kahle PJ**, Hamon M, Brice A, Corti O (2009) Parkin deficiency delays motor decline and disease manifestation in a mouse model of synucleinopathy. *PLoS One* 4(8):e6629-46

**Fuchs J**, **Mueller JC**, Lichtner P, **Schulte C**, **Munz M**, **Berg D**, Wullner U, Illig T, **Sharma M**, **Gasser T** (2009) The transcription factor PITX3 is associated with sporadic Parkinson's disease. *Neurobiol Aging* 30(5):731-8

Funke C, Soehn AS, Tomiuk J, Riess O, **Berg D** (2009) Genetic analysis of coding SNPs in blood-brain barrier transporter MDR1 in European Parkinson's disease patients. *J Neural Transm* 116(4):443-50

Funke C, Tomiuk J, Riess O, **Berg D**, Soehn AS (2009) Genetic analysis of heme oxygenase-1 (HO-1) in German Parkinson's disease patients. *J Neural Transm* 116(7):853-9

Gierga K, Schelhaas HJ, Brunt ER, Seidel K, Scherzed W, Egensperger R, de Vos RA, den Dunnen W, Ippel PF, Petrasch-Parwez E, Deller T, **Schöls L**, Rub U (2009) Spinocerebellar ataxia type 6 (SCA6): neurodegeneration goes beyond the known brain predilection sites. *Neuropath Appl Neuro* 35(5):515-27

**Godau J**, **Manz A**, **Wevers AK**, **Gaenslen A**, **Berg D** (2009) Sonographic substantia nigra hypoechogenicity in polyneuropathy and restless leg syndrome. *Movement Disord* 24(1):133-7

**Golub Y**, **Berg D**, Calne DB, Pfeiffer RF, Uitti RJ, Stoessl AJ, Wszolek ZK, Farrer MJ, **Mueller JC**, **Gasser T**, **Fuchs J** (2009) Genetic factors influencing age at onset in LRRK2-linked Parkinson disease. *Parkinsonism Relat D* 15(7):539-41

Guthoff M, Tschritter O, **Berg D**, **Liepert I**, **Schulte C**, Machicao F, Haering HU, Fritsche A (2009) Effect of genetic variation in Kv1.3 on olfactory function. *Diabetes-Metab Res* 25(6):523-7

Hampel H, Ewers M, Burger K, Annas P, Mortberg A, Bogstedt A, Frolich L, Schroder J, Schonknecht P, Riepe MW, Kraft I, **Gasser T**, Leyhe T, Moller HJ, Kurz A, Basun H (2009) Lithium trial in Alzheimer's disease: a randomized, single-blind, placebo-controlled, multicenter 10-week study. *J Clin Psychiat* 70(6):922-31

Ilg W, **Synofzik M**, Brotz D, **Burkard S**, Giese MA, **Schöls L** (2009) Intensive coordinative training improves motor performance in degenerative cerebellar disease. *Neurology* 73:1823-30

**Klein CL**, Rovelli G, **Springer W**, Schall C, **Gasser T**, **Kahle PJ** (2009) Homo- and heterodimerization of ROCO kinases: LRRK2 kinase inhibition by the LRRK2 ROCO fragment. *J Neurochem* 111(3):703-15

Koch A, Lehmann-Horn K, Dachselt JC, **Gasser T**, **Kahle PJ**, Lucking CB (2009) Proteasomal inhibition reduces parkin mRNA in PC12 and SH-SY5Y cells. *Parkinsonism Relat D* 15(3):220-5

Krämer UM, Rojo N, **Schüle R**, Cunillera T, **Schöls L**, Marco-Pallarés J, Cucurell D, Camara E, Rodriguez-Fornells A, Münte TF (2009) ADHD candidate gene (DRD4 exon III) affects inhibitory control in a healthy sample. *BMC Neurosci*. 10:150

## ■ Neurodegenerative Diseases

Leyhe T, Eschweiler GW, Stransky E, **Gasser T**, Annas P, Basun H, Laske C (2009) Increase of BDNF serum concentration in lithium treated patients with early Alzheimer's disease. *J Alzheimers Dis* 16(3):649-56

**Liepelt I**, Reimold M, **Maetzler W**, **Godau J**, Reischl G, **Gaenslen A**, Herbst H, **Berg D** (2009) Cortical hypometabolism assessed by a metabolic ratio in Parkinson's disease primarily reflects cognitive deterioration-[18F]FDG-PET. *Movement Disord* 24(10):1504-11

**Madzar D**, **Schulte C**, **Gasser T** (2009) Screening for LRRK2 R1441 mutations in a cohort of PSP patients from Germany. *Eur J Neurol* 16(11):1230-2

**Maetzler W**, **Keller S**, **Michelis J**, Koehler N, Stransky E, Becker C, **Schulte C**, Melms A, **Gasser T**, **Berg D** (2009) No differences of butyrylcholinesterase protein activity and allele frequency in Lewy body diseases. *Neurobiol Dis* 35(2):296-301

**Maetzler W**, **Liepelt I**, Reimold M, Reischl G, Solbach C, Becker C, **Schulte C**, Leyhe T, **Keller S**, Melms A, **Gasser T**, **Berg D** (2009) Cortical PIB binding in Lewy body disease is associated with Alzheimer-like characteristics. *Neurobiol Dis* 34(1):107-12

**Maetzler W**, **Michelis J**, Tomiuk J, Melms A, Becker C, **Gasser T**, **Schulte C**, **Berg D** (2009) A single-nucleotide polymorphism of the osteopontin gene may contribute to a susceptibility to Lewy body disease. *J Neural Transm* 116(5):599-605

**Maetzler W**, Stunitz H, Bendfeldt K, Vollenweider F, Schwaller B, Nitsch C (2009) Microcalcification after excitotoxicity is enhanced in transgenic mice expressing parvalbumin in all neurones, may commence in neuronal mitochondria and undergoes structural modifications over time. *Neuropath Appl Neuro* 35(2):165-77

Marco-Pallares J, Cucurell D, Cunillera T, Kramer UM, Camara E, Nager W, Bauer P, **Schüle R**, **Schöls L**, Munte TF, Rodriguez-Fornells A (2009) Genetic variability in the dopamine system (dopamine receptor D4, catechol-O-methyltransferase) modulates neurophysiological responses to gains and losses. *Biol Psychiat* 66(2):154-61

Olanow CW, Rascol O, Hauser R, Feigin PD, Jankovic J, Lang A, Langston W, Melamed E, Poewe W, Stocchi F, Tolosa E; ADAGIO Study Investigators (Bueri J, Garretto N, Gershanik O, Giannula R, Micheli F, Wolf E, Guttman M, Hobson D, Jog M, King D, Mendis T, Miyasaki J, Panisset M, Pourcher E, Rajput A, Ranawaya R, Tsui J, Cesaro P, Damier P, Destee A, Durif F, Slaoui T, Tison F, Viallet F, Deuschl G, Gasser T, **Gasser T** et al.) (2009) A double-blind, delayed-start trial of rasagiline in Parkinson's disease. *New Engl J Med* 361(13):1268-78

Robottom BJ, Weiner WJ, **Asmus F**, **Huber H**, **Gasser T**, **Schöls L** (2009) Kick and rush: paradoxical kinesia in Parkinson disease. *Neurology* 73(4):328-9

**Rothfuss O**, **Fischer H**, **Hasegawa T**, **Maisel M**, **Leitner P**, **Miesel F**, **Sharma M**, Bornemann A, **Berg D**, **Gasser T**, **Patenge N** (2009) Parkin protects mitochondrial genome integrity and supports mitochondrial DNA repair. *Hum Mol Genet* 18(20):3832-50

**Schell H**, **Hasegawa T**, Neumann M, **Kahle PJ** (2009) Nuclear and neuritic distribution of serine-129 phosphorylated alpha-synuclein in transgenic mice. *Neuroscience* 160(4):796-804

Schmidt C, **Berg D**, Prieur S, Junghanns S, **Schweitzer K**, **Globas C**, **Schöls L**, Reichmann H, Ziemssen T (2009) Loss of nocturnal blood pressure fall in various extrapyramidal syndromes. *Movement Disord* 24(14):2136-42

## Neurodegenerative Diseases ■

Schmidt C, Herting B, Prieur S, Junghanns S, **Schweitzer K, Globas C, Schöls L**, Reichmann H, **Berg D**, Ziemssen T (2009) Valsalva manoeuvre in patients with different Parkinsonian disorders. *J Neural Transm* 116(7):875-80

Scholz SW, Houlden H, **Schulte C, Sharma M**, Li A, **Berg D**, Melchers A, Paudel R, Gibbs JR, Simon-Sanchez J, Paisan-Ruiz C, Bras J, Ding J, Chen H, Traynor BJ, Arepalli S, Zonozi RR, Revesz T, Holton J, Wood N, Lees A, Oertel W, Wullner U, Goldwurm S, Pellecchia MT, Illig T, Riess O, Fernandez HH, Rodriguez RL, Okun MS, Poewe W, Wenning GK, Hardy JA, Singleton AB, **Gasser T** (2009) SNCA variants are associated with increased risk for multiple system atrophy. *Ann Neurol* 65(5):610-14

**Schüle R**, Bonin M, Durr A, Forlani S, Sperfeld AD, Klimpe S, Mueller JC, **Seibel A**, van de Warrenburg BP, Bauer P, **Schöls L** (2009) Autosomal dominant spastic paraplegia with peripheral neuropathy maps to chr12q23-24. *Neurology* 72(22):1893-8

**Schüle R**, Brandt E, **Karle KN**, Tsaousidou M, Klebe S, Klimpe S, Auer-Grumbach M, Crosby AH, Hubner CA, **Schöls L**, Deufel T, Beetz C (2009) Analysis of CYP7B1 in non-consanguineous cases of hereditary spastic paraplegia. *Neurogenetics* 10(2):97-104

**Schüle R**, Schlipf N, **Synofzik M**, Klebe S, Klimpe S, Hehr U, Winner B, **Lindig T**, Dotzer A, Riess O, Winkler J, **Schöls L**, Bauer P (2009) Frequency and phenotype of SPG11 and SPG15 in complicated hereditary spastic-paraplegia. *J Neurol Neurosur PS* 80(12):1402-4

**Schulte C, Synofzik M, Gasser T, Schöls L** (2009) Ataxia with ophthalmoplegia or sensory neuropathy is frequently caused by POLG mutations. *Neurology* 73(11):898-900

**Sharma M**, Lichtner P, **Krüger R, Berg D, Schulte C**, Illig T, Riess O, **Gasser T** (2009) Further delineation of the association signal on chromosome 5 from the first whole genome association study in Parkinson's disease. *Neurobiol Aging* 30(10):1706-9

Sidransky E, Nalls MA, Aasly JO, Aharon-Peretz J, Annesi G, Barbosa ER, Bar-Shira A, **Berg D**, Bras J, Brice A, Chen CM, Clark LN, Condroyer C, De Marco EV, Durr A, Eblan MJ, Fahn S, Farrer MJ, Fung HC, Gan-Or Z, **Gasser T**, Gershoni-Baruch R, Giladi N, Griffith A, Gurevich T, Januario C, Kropp P, Lang AE, Lee-Chen GJ, Lesage S, Marder K, Mata IF, Mirelman A, Mitsui J, Mizuta I, Nicoletti G, Oliveira C, Ottman R, Orr-Urtreger A, Pereira LV, Quattrone A, Rogaeva E, Rolfs A, Rosenbaum H, Rozenberg R, Samii A, Samadhar T, **Schulte C, Sharma M**, Singleton A, Spitz M, Tan EK, Tayebi N, Toda T, Troiano AR, Tsuji S, Wittstock M, Wolfsberg TG, Wu YR, Zabetian CP, Zhao Y, Ziegler SG (2009) Multicenter analysis of glucocerebrosidase mutations in Parkinson's disease. *New Engl J Med* 361(17):1651-61

Simon-Sanchez J, **Schulte C**, Bras JM, **Sharma M**, Gibbs JR, **Berg D**, Paisan-Ruiz C, Lichtner P, Scholz SW, Hernandez DG, **Krüger R**, Federoff M, Klein C, Goate A, Perlmutter J, Bonin M, Nalls MA, Illig T, Gieger C, Houlden H, Steffens M, Okun MS, Racette BA, Cookson MR, Foote KD, Fernandez HH, Traynor BJ, Schreiber S, Arepalli S, Zonozi R, Gwinn K, van der Brug M, Lopez G, Chanock SJ, Schatzkin A, Park Y, Hollenbeck A, Gao J, Huang X, Wood NW, Lorenz D, Deuschl G, Chen H, Riess O, Hardy JA, Singleton AB, **Gasser T** (2009) Genome-wide association study reveals genetic risk underlying Parkinson's disease. *Nat Genet* 41(12):1308-12

## ■ Neurodegenerative Diseases

Stefansson H, Steinberg S, Petursson H, Gustafsson O, Gudjonsdottir IH, Jonsdottir GA, Palsson ST, Jonsson T, Saemundsdottir J, Bjornsdottir G, Bottcher Y, Thorlacius T, Haubenberger D, Zimprich A, Auff E, Hotzy C, Testa CM, Miyatake LA, Rosen AR, Kristleifsson K, Rye D, **Asmus F, Schöls L**, Dichgans M, Jakobsson F, Benedikz J, Thorsteinsdottir U, Gulcher J, Kong A, Stefansson K (2009) Variant in the sequence of the LINGO1 gene confers risk of essential tremor. *Nat Genet* 41(3):277-9

Straten G, Eschweiler GW, **Maetzler W**, Laske C, Leyhe T (2009) Glial cell-line derived neurotrophic factor (GDNF) concentrations in cerebrospinal fluid and serum of patients with early Alzheimer's disease and normal controls. *J Alzheimers Dis* 18(2):331-7

**Synofzik M** (2009) Ethically Justified, Clinically Applicable Criteria for Physician Decision-Making in Psychopharmacological Enhancement. *Neuroethics* 2:89-102

**Synofzik M**, Bauer P, **Schöls L** (2009) Prion mutation D178N with highly variable disease onset and phenotype. *J Neurol Neurosurg PS* 80(3):345-6

**Waak J, Weber SS**, Gorner K, Schall C, Ichijo H, Stehle T, **Kahle PJ** (2009) Oxidizable residues mediating protein stability and cytoprotective interaction of DJ-1 with apoptosis signal-regulating kinase 1. *J Biol Chem* 284(21):14245-57

**Waak J, Weber SS**, Waldenmaier A, Gorner K, Alunni-Fabbroni M, Schell H, Vogt-Weisenhorn D, Pham TT, Reumers V, Baekelandt V, Wurst W, **Kahle PJ** (2009) Regulation of astrocyte inflammatory responses by the Parkinson's disease-associated gene DJ-1. *FASEB J* 23(8):2478-89

**Wachter T, Weiss D, Breit S, Gasser T, Krüger R**, Gharabaghi A (2009) Severe muscular fasciculations as an uncommon side-effect due to microdefect of an extension wire in deep brain stimulation. *Movement Disord* 24(14):2161-2

Wilms H, Rosenstiel P, Romero-Ramos M, Arlt A, Schafer H, Seegert D, **Kahle PJ**, Odoy S, Claasen JH, Holzknecht C, Brandenburg LO, Deuschl G, Schreiber S, Kirik D, Lucius R (2009) Suppression of MAP kinases inhibits microglial activation and attenuates neuronal cell death induced by alpha-synuclein protofibrils. *Int J Immunopath PH* 22(4):897-909

Zimprich A, **Schulte C**, Reinthaler E, Haubenberger D, Balzar J, Lichtner P, El Tawil S, Edris S, Foki T, Pirker W, Katzenschlager R, Daniel G, Brucke T, Auff E, **Gasser T** (2009) PARK11 gene (GIGYF2) variants Asn56Ser and Asn457Thr are not pathogenic for Parkinson's disease. *Parkinsonism Relat D* 15(7):532-4

### Reviews

**Berg D** (2009) Transcranial ultrasound as a risk marker for Parkinson's disease. *Movement Disord* 24 Suppl. 2:S677-83

**Biskup S**, West AB (2009) Zeroing in on LRRK2-linked pathogenic mechanisms in Parkinson's disease. *BBA-Mol Basis Dis* 1792(7):625-33

Dickson DW, Braak H, Duda JE, Duyckaerts C, **Gasser T**, Halliday GM, Hardy J, Leverenz JB, Del Tredici K, Wszolek ZK, Litvan I (2009) Neuropathological assessment of Parkinson's disease: refining the diagnostic criteria. *Lancet Neurol* 8(12):1150-57



## Neurodegenerative Diseases ■

Finsterer J, Harbo HF, Baets J, Van Broeckhoven C, Di Donato S, Fontaine B, De Jonghe P, Lossos A, Lynch T, Mariotti C, Schöls L, Spinazzola A, Szolnoki Z, Tabrizi SJ, Tallaksen CME, Zeviani M, Burgunder JM, **Gasser T** (2009) EFNS guidelines on the molecular basis of mitochondrial disorders. *Eur J Neurol* 16:1255-64

**Gasser T** (2009) Genomic and proteomic biomarkers for Parkinson disease. *Neurology* 72 Suppl. 2(7):S27-31

**Gasser T** (2009) Mendelian forms of Parkinson's disease (2009) *BBA-Mol Basis Dis* 1792(7):587-96

**Gasser T** (2009) Molecular pathogenesis of Parkinson disease: insights from genetic studies. *Expert Rev Mol Med* 11:e22

Harbo HF, Finsterer J, Baets J, Van Broeckhoven C, Di Donato S, Fontaine B, De Jonghe P, Lossos A, Lynch T, Mariotti C, **Schöls L**, Spinazzola A, Szolnoki Z, Tabrizi SJ, Tallaksen C, Zeviani M, Burgunder JM, **Gasser T** (2009) EFNS guidelines on the molecular diagnosis of neurogenetic disorders: general issues, Huntington's disease, Parkinson's disease and dystonias. *Eur J Neurol* 16(7):777-85

**Kahle PJ, Waak J, Gasser T** (2009) DJ-1 and prevention of oxidative stress in Parkinson's disease and other age-related disorders. *Free Radical Bio Med* 47(10):1354-61

Ludolph AC, Kassubek J, Landwehrmeyer BG, Mandelkow E, Mandelkow EM, Burn DJ, Caparros-Lefebvre D, Frey KA, de Yébenes JG, **Gasser T**, Heutink P, Hoglinger G, Jamrozik Z, Jellinger KA, Kazantsev A, Kretschmar H, Lang AE, Litvan I, Lucas JJ, McGeer PL, Melquist S, Oertel W, Otto M, Paviour D, Reum T, Saint-Raymond A, Steele JC, Tolnay M, Tumani H, van Swieten JC, Vanier MT, Vonsattel JP, Wagner S, Wszolek ZK (2009) Tauopathies with parkinsonism: clinical spectrum, neuropathologic basis, biological markers, and treatment options. *Eur J Neurol* 16(3):297-309

**Maetzler W, Liepelt I, Berg D** (2009) Progression of Parkinson's disease in the clinical phase: potential markers. *Lancet Neurol* 8(12):1158-71

Schulz JB, Boesch S, Burk K, Durr A, Giunti P, Mariotti C, Pousset F, **Schöls L**, Vankan P, Pandolfo M (2009) Diagnosis and treatment of Friedreich ataxia: a European perspective. *Nature Reviews Neurology* 5(4):222-34

### Books, book chapters, and proceedings

**Berg D** (2009) Parkinson und Ernährung. In: dPV – Deutsche Parkinson Vereinigung e.v. (ed) *Parkinson: Leben mit einer Krankheit*. Pfungstadt, Klarigo - Verlag für Patientenkommunikation oHG:122-135

**Krüger R** (2009) Familial Parkinson disease. *Orphanet Encyclopedia*, <http://www.orpha.net/data/patho/GB/uk-Parkinson.html>

**Synofzik M** (2009) Denken auf Rezept? Ein Entscheidungsmodell für die präferenzorientierte Medizin. In: Kettner M (ed) *Wunscherfüllende Medizin. Ärztliche Behandlung im Dienst von Selbstverwirklichung und Lebensplanung*, Frankfurt/Main, Campus:155-83

**Synofzik M** (2009) Technische Optimierung des Gehirns: Was wäre dagegen einzuwenden? In: Mueller O, Clausen J, Maio G (eds) *Das technisierte Gehirn. Neurotechnologien als Herausforderung für Ethik und Anthropologie*, Paderborn, Mentis:311-35

## ■ ■ Neurodegenerative Diseases / Cognitive Neurology

**Synofzik M, Vosgerau G, Lindner A** (2009) Me or not me--an optimal integration of agency cues? *Conscious Cogn* 18(4):1065-8

**Synofzik M, Vosgerau G, Newen A** (2009) Reply to Carruthers. *Conscious Cogn* 18:521-3

### Publications - Department of Cognitive Neurology

#### Original Articles

**Atabaki A, Ignashchenkova A, Kamphuis S, Thier P** (2009) Towards the neural basis of spatial attention: studies in monkey and man. *Neuro-Ophthalmology* 33:132-41

**Barliya A, Omlor L, Giese MA, Flash T** (2009) An analytical formulation of the law of intersegmental coordination during human locomotion. *Experimental Brain Research* 193(3):371-85

**Caggiano V, Fogassi L, Rizzolatti G, Thier P, Casile A** (2009) Mirror neurons differentially encode the peripersonal and extrapersonal space of monkeys. *Science* 324:403-6

**Casile A, Rucci M** (2009) A theory of the influence of eye movements on the refinement of direction selectivity in the cat's primary visual cortex. *Network: Computation in Neural Systems* 20:197-232

**Dash S, Dicke PW, Chakraborty S, Haarmeier T, Thier P** (2009) Demonstration of an eye movement induced visual motion illusion (Filehne illusion) in rhesus monkeys. *Journal of Vision* 9(9):5,1-13

**Fruhmann Berger M, Johannsen L, Karnath H-O** (2009) Subcortical neglect is not always a transient phenomenon: evidence from a 1-year follow-up study. *Journal of Clinical and Experimental Neuropsychology* 31:617-23

**Gharabaghi A, Kunath F, Erb M, Saur R, Heckl S, Tatagiba M, Grodd W, Karnath H-O** (2009) Perisylvian white matter connectivity in the human right hemisphere. *BMC Neuroscience* 10:15

**Goldenberg G, Münsinger U, Karnath H-O** (2009) Severity of neglect predicts accuracy of imitation in patients with right hemisphere lesions. *Neuropsychologia* 47:2948-52

**Händel B, Haarmeier T** (2009) Cross-frequency coupling of brain oscillations indicates the success in visual motion discrimination. *NeuroImage* 45:1040-6

**Händel B, Thier P, Haarmeier T** (2009) Visual motion perception deficits due to cerebellar lesions are paralleled by specific changes in cerebro-cortical activity. *Journal of Neuroscience* 29:15126-33

**Himmelbach M, Erb M, Klockgether T, Moskau S, Karnath H-O** (2009) fMRI of global visual perception in simultanagnosia. *Neuropsychologia* 47:1173-7

**Himmelbach M, Nau M, Zündorf I, Erb M, Perenin M-T, Karnath H-O** (2009) Brain activation during immediate and delayed reaching in optic ataxia. *Neuropsychologia* 47:1508-17

## Cognitive Neurology ■

**Huberle E, Rupek P, Lappe M, Karnath H-O** (2009) Perception of global gestalt by temporal integration in simultanagnosia. *European Journal of Neuroscience* 29:197-204

**Ignashchenkova A, Dash S, Dicke PW, Haarmeier T, Glickstein M, Thier P** (2009) Normal spatial attention but impaired saccades and visual motion perception after lesions of the monkey cerebellum. *Journal of Neurophysiology* 102:3156-68

**Ilg W, Synofzik M, Broetz D, Burkhard S, Giese MA, Schoels L** (2009) Intensive coordinative training improves motor performance in degenerative disease. *Neurology* 73:1823-30

**Jastorff J, Kourtzi Z, Giese MA** (2009) Visual learning shapes the processing of complex movement stimuli of the human brain. *Journal of Neuroscience* 29(44):14026-38

**Kamphuis S, Dicke PW, Thier P** (2009) Neuronal substrates of gaze following in monkeys. *European Journal of Neuroscience* 29:1732-8

**Karnath H-O, Rorden C, Ticini LF** (2009) Damage to white matter fiber tracts in acute spatial neglect. *Cerebral Cortex* 19:2331-7

**Karnath H-O, Rüter J, Mandler A, Himmelbach M** (2009) The anatomy of object recognition – visual form agnosia caused by medial occipitotemporal stroke. *Journal of Neuroscience* 29:5854-62

**Pflugshaupt T, Gutbrod K, Wurtz P, von Wartburg R, Nyffeler T, de Haan B, Karnath H-O, Mueri RM** (2009) About the role of visual field defects in pure alexia. *Brain* 132:1907-17

**Prsa M, Dash S, Catz N, Dicke PW, Thier P** (2009) Characteristics of responses of Golgi cells and mossy fibers to eye saccades and saccadic adaptation recorded from the posterior vermis of the cerebellum. *Journal of Neuroscience* 29(1):250-62

**Richter S, Brenner E, Karnath H-O** (2009) Movement orientation is related to mental rotation in childhood. *Developmental Neuropsychology* 34:284-95

**Roether CL, Omlor L, Christensen A, Giese MA** (2009) Critical features for the perception of emotion from gait. *Journal of Vision* 9(6):15,1-32

Rorden C, Fridriksson J, **Karnath H-O** (2009) An evaluation of traditional and novel tools for lesion behavior mapping. *Neuroimage* 44:1355-62

Saunders DR, **Suchan J**, Troje NF (2009) Off on the wrong foot: Local features in biological motion. *Perception* 38:522-32

Synofzik M, Vosgerau G, **Lindner A** (2009) Me or not me - An optimal integration of agency cues? *Consciousness and Cognition* 18:1065-8

**Ticini LF, Klose U, Nägele T, Karnath H-O** (2009) Perfusion imaging in pusher syndrome to investigate the neural substrates involved in controlling upright body position. *PLoS ONE* 4:e5737

## ■ Cognitive Neurology

Timmann D, Konczak J, **Ilg W**, Donchin O, Hermsdorfer J, Gizewski ER, Schoch B (2009) Current advances in lesion-symptom mapping of human cerebellum. *Journal of Neuroscience* 162:836-51

**Tziridis K, Dicke PW, Thier P** (2009) The role of the monkey dorsal pontine nuclei in goal-directed eye and hand movements. *Journal of Neuroscience* 29(19):6154-66

**Zopf R, Fruhmann Berger M**, Klose U, **Karnath H-O** (2009) Perfusion imaging of the right perisylvian neural network in acute spatial neglect. *Frontiers in Human Neuroscience* 3:15

### Books, book chapters, and proceedings

**Fleischer F, Casile A, Giese MA** (2009) Bio-inspired approach for the recognition of goal-directed hand actions. Intl. Conference on Computer Analysis of Images and Patterns (CAIP). *Lecture Notes in Computer Science* 5702:714-22

**Giese MA, Mukovskiy A, Park A, Omlor L**, Slotine J-JE (2009) Real-time synthesis of body movements based on learned primitives. In: Cremers D, Rosenhahn B, Yuille AL (eds.). *Statistical and Geometrical Approaches to Visual Motion Analysis*. Springer Verlag, *Lecture Notes in Computer Science* 5604:107-27

**Ilg UJ** (2009) Pursuit eye movements. In: Squire L et al (eds.). *New Encyclopedia of Neuroscience*, Vol. 7. Academic Press, Oxford, 1263-9

**Karnath H-O** (2009) A right perisylvian neural network for human spatial orienting. In: Gazzaniga MS (ed.). *The Cognitive Neurosciences IV*. MIT Press, Cambridge, 259-68

**Karnath H-O** (2009) Vernachlässigung – Neglect. In: Sturm W, Herrmann M, Münte TF (eds.). *Lehrbuch der Klinischen Neuropsychologie*. 2. Auflage. Heidelberg, Spektrum, 444-52

**Omlor L**, Slotine J-JE (2009) Continuous non-negative matrix factorization for time dependant-data. In: 17th European Signal Processing Conference (EUSIPICO 2009), Glasgow, Scotland, August 24-28, 1928-32

**Park A, Mukovskiy A**, Slotine J-J.E, **Giese MA** (2009) Design of dynamical stability properties in character animation. In: *The 6th Workshop on Virtual Reality Interaction. VRIPHYS 09*, Nov 5-6, Karlsruhe, Germany, 85-94

Schüz A, **Sultan F** (2009) Brain Connectivity and Brain Size. In: Squire LR (ed.) *Encyclopedia of Neuroscience*, Vol. 2. Academic Press, Oxford, 317-26

## Publications – Department of Cellular Neurology

---

### Original Articles

Aslund A, Sigurdson CJ, Klingstedt T, **Grathwohl S**, **Bolmont T**, Dickstein DL, Glimsdal E, Prokop S, Lindgren M, Konradsson P, Holtzman DM, Hof PR, Heppner FL, Gandy S, **Jucker M**, Aguzzi A, Hammarstrom P, Nilsson KP (2009) Novel pentameric thiophene derivatives for in vitro and in vivo optical imaging of a plethora of protein aggregates in cerebral amyloidoses. *ACS Chem Biol* 4:673-84

**Baumann F**, Pahnke J, Radovanovic I, Rulicke T, Bremer J, Tolnay M, Aguzzi A (2009) Functionally relevant domains of the prion protein identified in vivo. *PLoS One* 4:e6707

Clavaguera F, **Bolmont T**, Crowther RA, Abramowski D, Frank S, Probst A, Fraser G, Stalder AK, Beibel M, Staufenbiel M, **Jucker M**, Goedert M, Tolnay M (2009) Transmission and spreading of tauopathy in transgenic mouse brain. *Nat Cell Biol* 11:909-13

**Eisele YS**, **Bolmont T**, Heikenwalder M, Langer F, Jacobson LH, Yan ZX, Roth K, Aguzzi A, Staufenbiel M, Walker LC, **Jucker M** (2009) Induction of cerebral beta-amyloidosis: intracerebral versus systemic Abeta inoculation. *P Natl Acad Sci USA* 106:12926-31

**Grathwohl SA**, Kalin RE, **Bolmont T**, Prokop S, Winkelmann G, **Kaesler SA**, **Odenthal J**, **Radde R**, Eldh T, Gandy S, Aguzzi A, Staufenbiel M, Mathews PM, Wolburg H, Heppner FL, **Jucker M** (2009) Formation and maintenance of Alzheimer's disease beta-amyloid plaques in the absence of microglia. *Nat Neurosci* 12:1361-3

**Herzig MC**, **Eisele YS**, Staufenbiel M, **Jucker M** (2009) E22Q-mutant Abeta peptide (AbetaDutch) increases vascular but reduces parenchymal Abeta deposition. *Am J Pathol* 174:722-6

Priller C, Mitteregger G, Paluch S, Vassallo N, Staufenbiel M, Kretschmar HA, **Jucker M**, Herms J (2009) Excitatory synaptic transmission is depressed in cultured hippocampal neurons of APP/PS1 mice. *Neurobiol Aging* 30:1227-37

Serneels L, Van Biervliet J, Craessaerts K, Dejaegere T, Horre K, Van Houtvin T, Esselmann H, Paul S, Schafer MK, Berezovska O, Hyman BT, Sprangers B, Sciot R, Moons L, **Jucker M**, Yang Z, May PC, Karran E, Wiltfang J, D'Hooge R, De Strooper B (2009) gamma-Secretase heterogeneity in the Aph1 subunit: relevance for Alzheimer's disease. *Science* 324:639-42

Viquez NM, Fuger P, Valakh V, Daniels RW, **Rasse TM**, DiAntonio A (2009) PP2A and GSK-3beta act antagonistically to regulate active zone development. *J Neurosci* 29:11484-94

**Wegenast-Braun BM**, **Fulgencio Maisch A**, **Eicke D**, **Radde R**, **Herzig MC**, Staufenbiel M, **Jucker M**, **Calhoun ME** (2009) Independent effects of intra- and extracellular Abeta on learning-related gene expression. *Am J Pathol* 175:271-82

## ■ Independent Junior Research Groups

### Publications – Independent Junior Research Group 'Neuroregeneration'

#### Original Articles

**Nguyen T, Lindner R, Tedeschi A, Forsberg K, Green A, Wuttke A, Gaub P, Di Giovanni S** (2009) NFAT-3 is a transcriptional repressor of the growth-associated protein 43 during neuronal maturation. *J Biol Chem* 284(28):18816-23

**Tedeschi A, Di Giovanni S** (2009) The non-apoptotic role of p53 in neuronal biology: enlightening the dark side of the moon. *Embo Rep* 10(6):576-83

**Tedeschi A, Nguyen T, Puttagunta R, Gaub P, Di Giovanni S** (2009) A p53-CBP/p300 transcription module is required for GAP-43 expression, axon outgrowth, and regeneration. *Cell Death Differ* 16(4):543-54

**Tedeschi A, Nguyen T, Steele SU, Feil S, Naumann U, Feil R, Di Giovanni S** (2009) The Tumor Suppressor p53 Transcriptionally Regulates cGKI Expression during Neuronal Maturation and Is Required for cGMP-Dependent Growth Cone Collapse. *J Neurosci* 29(48):15155-160

#### Review

Di Giovanni S (2009) Molecular targets for axon regeneration: focus on the intrinsic pathways. *Expert Opin Ther Tar* 13(12):1387-98

### Publications – Independent Junior Research Group 'Synaptic Plasticity'

#### Original Article

Viquez NM, **Füger P**, Valakh V, Daniels RW, **Rasse TM**, DiAntonio A (2009) PP2A and GSK-3beta act antagonistically to regulate active zone development. *J Neurosci* 29(37):11484-94

## General Neurology / Neurodegenerative Diseases ■ ■

### Award - Department of General Neurology

---

#### C. Lange

Carl-Liebermeister-Preis der Medizinischen Fakultät

### Medical Theses

---

#### M. Dürr

Mechanismen endogener Reaktivierung autoreaktiver T-Zellen am Modell der experimentellen autoimmunen Encephalomyelitis.

(Medical Faculty)

Supervisors: A. Melms, F. Bischof

#### C. Lange

Untersuchung autoreaktiver T-Helferzellen mit MHC Klasse II Tetrameren während der antigenspezifischen Toleranzinduktion mit rekombinanten invarianten Ketten im Tiermodell der Multiplen Sklerose

(Medical Faculty)

Supervisors: A. Melms, F. Bischof

#### M. Wasmer

"Untersuchungen zu MuSK, einer Muskel-spezifischen Tyrosinkinase, als Autoantigen einer Variante der autoimmunen Myasthenia gravis" (Medical Faculty)

(Medical Faculty)

Supervisor: A. Melms

### Diploma

---

#### P. Quecke

Aspekte der Antigenprozessierung im humanen Thymus

(Faculty of Biology)

Supervisors: A. Melms, H.-G. Rammensee

### Award - Department of Neurodegenerative Diseases

---

#### C. Schulte

Poster Award of the National Genome Research Network, 2nd Annual Meeting of NGFN-Plus and –Transfer, Berlin

### Medical Theses

---

#### D. Madzar

Screening for LRRK2 mutations in patients with PSP and MSA from Germany

Supervisor: T. Gasser

## ■ Neurodegenerative Diseases

### **A. Manz**

Die diagnostische Wertigkeit der transkraniellen B-Mode Sonographie für die Differentialdiagnose des Restless legs Syndroms und der Polyneuropathie

Supervisor: D. Berg

### **J. Michelis**

Polymorphismen im Osteopontin-Gen und quantitative Bestimmung des Genprodukts in Liquor und Serum von Patienten mit Lewy-Körperchen-Erkrankungen

Supervisor: D. Berg

### **A. di Santo**

<sup>1</sup>H-Magnetresonanztomographie und transkranielle Sonographie der Substantia nigra – Befunde bei Parkinson-Patienten mit idiopathischer und monogenetischer Erkrankung sowie deren Angehörigen im Vergleich zu einer Kontrollgruppe

Supervisor: D. Berg

### **B. Wolf**

Prävalenz von Substantia nigra Hyperechogenität und Assoziation mit anderen prämotorischen Risikomarkern für einen M. Parkinson

Supervisor: D. Berg

## **PhD Theses**

---

### **I. Carballo-Carbajal**

Signal transduction pathways modulated by the PD-causative gene LRRK2

Supervisor: P. Kahle

### **R. Fernández-Santiago**

Genetic Risk Factors Modulating Sporadic Amyotrophic Lateral Sclerosis

Supervisor: T. Gasser

### **O. Rothfuss**

Mitochondrial Dysfunction and Mitochondrial DNA Damage in Parkinson Disease

Supervisor: T. Gasser

### **J. Waak**

Strukturelle und funktionelle Charakterisierung des Parkinson-assoziierten Proteins DJ-1

Supervisor: P. Kahle



### **Awards - Department of Cognitive Neurology**

---

**N. Catz**

Hertie Research Prize 2009

**M. Stüttgen**

Hertie Research Prize 2009

**M. Synofzik**

Attempto Award for Advances in Neuroscience 2009, University of Tübingen

### **Appointments**

---

**T. Haarmeier**

Adjunct Professor, Medical Faculty, University of Tübingen, accepted

**C. Schwarz**

W3 Professorship for Systems Neurophysiology (CIN), University of Tübingen, accepted

### **PhD Theses**

---

**S. Dash**

Cerebellar single unit contributions to motion perception in rhesus monkeys  
(Graduate School for Neural and Behavioural Sciences)  
Supervisor: P. Thier

**L. Ticini**

Neural substrates of spatial awareness and balance in stroke patients  
(Graduate School for Neural and Behavioural Sciences)  
Supervisor: H.-O. Karnath, H.-J. Wagner

### **Medical Theses**

---

**N. Röhrich**

Vergleichende Bewegungsanalyse bei Probanden mit unterschiedlichen Echogenitätsveränderungen der Substantia nigra und Parkinson-Patienten im Frühstadium  
(Medical School)  
Supervisor: P. Thier, W. Ilg

### **Diploma/Masters**

---

**C. Budziszweski**

Spatiotemporal classification of event-related fMRI data to decode movement intentions in humans  
Supervisor: A. Lindner, M. Bogdan, P. Thier, W. Rosenstiel

**D. Merz**

Modulation von Reflexen durch externe Stimuli  
Supervisor: U. Ilg

## ■ ■ Cognitive Neurology / Cellular Neurology

### **S. Obermeyer**

Neural correlates of localization of natural sounds in a multisound environment

Supervisor: H.-O. Karnath

### **J. Rennig**

The BOLD fMRI signal as a function of the distance to a brain lesion

Supervisor: H.-O. Karnath

### **S. Sieler**

Frequenzband-spezifische Beiträge von  $\alpha 1$ - und  $\alpha 2$ -GABAA Rezeptoren zur kortikalen elektrischen Ruheaktivität der wachen Maus

Supervisor: C. Schwarz

### **J. Vetter**

Diskriminierung virtueller räumlicher Gitter. Etablierung von psychophysischen Methoden zur Untersuchung von aktiver Wahrnehmung im Vibrissensystem der Ratte

Supervisor: C. Schwarz

### **C. Waiblinger**

Diskrimination von zeitlichen Frequenzen im Vibrissensystem der Ratte – Entwicklung einer Ja/Nein Aufgabe

Supervisor: C. Schwarz

## **Patent - Department of Cognitive Neurology**

---

### **M. A. Giese, W. Ilg, H. Golla, H-P. Thier**

System und Verfahren zum Bestimmen einer Bewegungskategorie sowie deren Ausprägungsgrad (2009)

Patent 10 2004 060 602.1-35, Deutsches Patentamt, München

## **PhD Theses – Department of Cellular Neurology**

---

### **J. Coomaraswamy**

(Graduate School of Cellular & Molecular Neuroscience)

Modulation of cerebral amyloidosis: Insights from studies in transgenic mice

Supervisor: M. Jucker

### **R. Radde**

(Faculty of Biology)

Characterisation of a novel transgenic mouse model for Alzheimer's disease

Supervisor: M. Jucker

### **B. Wegenast-Braun**

(Graduate School of Cellular & Molecular Neuroscience)

Alzheimer disease lesions: Impact on cognitive function in transgenic mice

Supervisor: M. Calhoun, M. Jucker

## Cellular Neurology / Independent Junior Research Groups ■ ■

### Diploma

---

#### G. Heilbronner

Functional and Biochemical Characterization of Induced Amyloidosis in a Mouse Model of Alzheimer's Disease

Supervisor: M. Jucker

#### A. Humburg

Characterisation of a Novel Mouse Models for Alzheimer's Disease

Supervisor: M. Jucker, S. Käser

### Award – Independent Junior Research Group 'Neuroregeneration'

---

#### A. Tedeschi

Hertie Research Prize 2009

### PhD Thesis

---

#### A. Tedeschi

The tumor suppressor p53: an unconventional role in axon regeneration

Supervisor: S. Di Giovanni

### Master Theses

---

#### A. Schmadke

Elucidating the role of RA pathways in neurons following injury

Supervisor: S. Di Giovanni

#### T. Schmadke

The role of HATs in axonal outgrowth and regeneration

Supervisor: S. Di Giovanni

## ■ Independent Junior Research Groups

### Diploma Thesis – Independent Junior Research Group 'Synaptic Plasticity'

**H. Angst**

COAT: Cross Organism Analysis Tool  
(Bioinformatics, University of Tübingen)

Supervisor: T. Rasse

### Master Thesis

**S. Ott**

Modelling of Amyloid Precursor Protein Induced Neurodegeneration in *Drosophila melanogaster*  
(Industrial and Environmental Biology, Hochschule Bremen)

Supervisor: T. Rasse

### Award – Independent Junior Research Group 'Learning and Memory'

**I. Ehrlich**

Teaching Award

Graduate School of Cellular & Molecular Neuroscience, Tuebingen University

## General Neurology / Neurodegenerative Diseases ■ ■

### **Tübinger Therapiefortbildung Neurologie**

Tübingen, May 16, 2009

F. Asmus, R. Krüger, A. Melms, T. Gasser

### **Conferences - Department of General Neurology**

---

#### **Neuroimmunology Days Pécs-Tübingen 2009**

Tübingen, July 26-27, 2009

B. Greve, F. Bischof, A. Melms

#### **15. gemeinsame Herbsttagung der Klinik für Psychiatrie und Psychotherapie und des Zentrums für Neurologie Tübingen des Universitätsklinikums Tübingen**

Tübingen, October 9-10, 2009

A. Batra, A. Melms, T. Gasser

#### **Aktuelle Therapie der Multiplen Sklerose**

Tübingen, November 14, 2009

A. Melms, F. Bischof, B. Greve

#### **Interdisziplinäres Symposium "Epilepsie und das Immunsystem"**

Tübingen, Decemberg 12, 2009

S. Rona, H.Lerche, A. Melms, M. Tatagiba

### **Conferences - Department of Neurodegenerative Diseases**

---

#### **Workshop Transcranial sonography (TCS) in movement disorders**

Tübingen, February 14, 2009

D. Berg

#### **2. Süddeutsches Arbeitsgruppen-Treffen zur Tiefen Hirnstimulation (TÜ-RE-MÜ)**

Tübingen, April 22-23, 2009

T. Wächter, R. Krüger

#### **International Genetic Epidemiology of Parkinson's disease Consortium (GEOPD): 4th Annual Meeting, Tübingen, Germany; mit Unterstützung durch die Movement Disorders Society (MDS) (<http://www.geopd-meeting2009.org/>)**

Tübingen, July 06-08, 2009

R. Krüger

#### **DGN Symposium: Leukodystrophies in adulthood**

Nürnberg, September 26, 2009

L. Schöls

## ■ ■ Neurodegenerative Diseases / Cognitive Neurology

### **NGFN-Plus, Functional Genomics of Parkinson's Disease**

Berlin, October 26-27, 2009

T. Gasser, P. Kahle, A. Oehmig

### **Workshop Transcranial sonography (TCS) in movement disorders**

Tübingen, November 07, 2009

D. Berg

### **Patient Day 1. Tübinger – Stuttgarter Parkinson Tag**

Leinfelden-Echterdingen, December 05, 2009

D. Berg, H. Herbst

## **Conferences - Department of Cognitive Neurology**

---

### **19. Okulomotoriktreffen MueTueZue**

Tübingen, February 6-7, 2009

P. Thier, U. Ilg

### Lectures - Summer Term 2009

---

#### **Principles of Neurology**

Medical School

Prof. T. Gasser, Prof. A. Melms

#### **Introduction to Clinical Neurology**

Medical School

Prof. D. Berg, Prof. Dr. T. Haarmeier

#### **Behaviour and Cognition: Neuropsychology**

Graduate School of Neural and Behavioural Sciences

Prof. H.-O. Karnath

#### **Fundamentals of Sensorimotor Integration**

Faculty of Biology and Graduate School for Neural and Behavioural Sciences

Prof. Dr. U. Ilg

#### **Neurodegenerative Disorders**

Contribution to interdisciplinary lecture series: "Medicine of aging"

Medical School

Prof. T. Gasser

#### **Drosophila Genetics and Neurobiology**

Graduate School of Cellular & Molecular Neuroscience, University of Tübingen

Contribution to lecture series "Model Organisms in Neurobiology"

Dr. Tobias Rasse

#### **Microscopy-Cell Imaging Techniques**

Graduate School of Cellular & Molecular Neuroscience, University of Tübingen

Dr. Tobias Rasse

#### **Drosophila as Model Organism for Cell-Biology and Biochemistry**

Interfakultäres Institut für Biochemie, University of Tübingen

Contribution to lecture series "Cell Biochemistry in Model Organisms"

Dr. Tobias Rasse

### Lectures - Winter Term 2009/2010

---

#### **Principles of Neurology**

Medical School

Prof. T. Gasser, Prof. H. Lerche, Prof. A. Melms

## ■ Lectures

### **Neurodegenerative Disorders**

Contribution to interdisciplinary lecture series: "Medicine of aging"

Medical School

Prof. T. Gasser

### **Introduction to Clinical Neurology**

Medical School

Prof. D. Berg, Prof. T. Haarmeier

### **Cellular and Molecular Biology of Neurons**

Graduate School of Neural and Behavioural Sciences

Dr. E. Kilger, Dr. F. Baumann, Prof. H. Herbert

### **Genetic and Molecular Basis of Neural Disease**

Graduate School of Cellular and Molecular Neurosciences

Prof. M. Jucker, Dr. F. Baumann, Prof. T. Gasser, Prof. L. Schöls

### **Neurochemistry and Neurotransmitters**

Graduate School of Cellular and Molecular Neuroscience

Prof. P. Kahle

### **Neurophysiology**

Graduate School of Neural and Behavioural Sciences and

Graduate School of Cellular and Molecular Neuroscience

Prof. Dr. C. Schwarz, Dr. C. Pedroarena

### **Neurohistology and Quantitative Neuromorphology**

Graduate School of Cellular and Molecular Neuroscience

Prof. M. Jucker, Prof. H. Wolburg

### **Methods in Neuropsychology**

Graduate School of Neural and Behavioural Sciences

Dr. M. Himmelbach

### **Advanced topics in machine learning**

Faculty for Informatics and Graduate School for Neural and Behavioural Sciences

Prof. M. Giese, Dr. D. Endres, Prof. C. Curio

### **Nerve Regeneration and Repair**

Graduate School of Cellular and Molecular Neuroscience

Dr. S. Di Giovanni



### **Seminars and Courses - Summer Term 2009**

---

#### **Neurological Examination**

Medical School

Prof. A. Melms, Prof. Dr. T. Haarmeier, Prof. T. Gasser,  
and staff of the Departments of General Neurology and Neurodegenerative Diseases

#### **Neurology Seminar and Bedside Teaching**

Medical School

Prof. D. Berg, Prof. Dr. T. Haarmeier, Prof. R. Krüger, Prof. A. Melms, Prof. L. Schöls

#### **Introduction to Clinical Medicine**

Medical School

PD Dr. F. Bischof

#### **TüKliS "Intracranial Pressure"**

Medical School

Prof. A. Melms, Dr. J. Erharhagen, Dr. B. Greve, Prof. M. Meyermann, Prof. T. Nägele, PD Dr. B. Will

#### **Contributions to i-KliC „ Infectious Diseases, Clinical Oncology and Emergency Medicine “**

Medical School

Prof. A. Melms

#### **Lunch Conference: Critical Care Neurology**

Medical School

Dr. J. Erharhagen, Prof. Dr. T. Haarmeier

#### **Geriatric/Neurologic/Psychiatric Case Conference**

Medical School

Prof. Dr. D. Berg, Dr. T. Leyhe

#### **TüKliS „Treatment of Neurological Disorders “**

Medical School

Dr. F. Asmus, Prof. D. Berg, PD Dr. Bischof, Prof. Dr. T. Haarmeier, Prof. R. Krüger, Prof. A. Melms, Prof. L. Schöls

#### **TüKliS "Bedside Teaching"**

Medical School

Prof. A. Melms

#### **TüKliS "Dr House – neurological cases"**

Medical School

Dr. F. Asmus

#### **TüKliS "Imaging Techniques in Neurosciences"**

Medical School

Prof. D. Berg

## ■ Seminars and Courses

### **TüKliF „Trinucleotide Repeat Disorders“**

Medical School

Prof. L. Schöls, Dr. T. Schmidt, Dr. P. Bauer

### **Current Trends in Neuro-oncology**

Medical School

PD Dr. U. Naumann

### **Neuroscience Lecture Series**

Medical School

Prof. A. Melms, Prof. Dr. T. Haarmeier, Prof. T. Gasser

### **Clinical Neuropathology QB5 (in cooperation with the Department of Neuropathology)**

Medical School

Prof. A. Melms, Prof. R. Meyermann, PD Dr. Will

### **Research Seminar Experimental Neurogenetics**

Medical School

Prof. T. Gasser, Prof. L. Schöls, Prof. D. Berg, Dr. F. Asmus

### **Neurobiologisches Montagskolloquium**

Medical School

Prof. U. Ilg, Prof. P. Thier

### **Current Problems of Sensorimotor Integration**

Medical School

Prof. U. Ilg, Prof. Dr. C. Schwarz, Prof. P. Thier

### **Current Problems in Neuropsychology**

Medical School

Prof. H.-O. Karnath

### **Neurobiology of the Cerebellum**

Medical School

Dr. P. Dicke, Prof. Dr. C. Schwarz, Prof. P. Thier

### **Clinical Neuropsychology**

Medical School

Prof. H.-P. Karnath

### **PERACT Colloquium**

Medical School

Prof. H.-P. Karnath

### **Neurokolloquium Tübingen**

SFB 550, Hertie Institute for Clinical Brain Research, MPI for Biological Cybernetics, Graduate School of Neural and Behavioural Sciences, Centre for Integrative Neuroscience

Prof. P. Thier

## Seminars and Courses ■

### **From the neural representation of decision variables to the decoding of intentions (weekend seminar)**

Graduate School of Neural and Behavioural Sciences

Prof. U. Ilg

### **Tierphysiologischer Kurs Bioinformatik**

Faculty of Biology

Prof. U. Ilg

### **Neurophysiology Lab Practical**

Graduate School of Neural and Behavioural Sciences

Prof. Dr. C. Schwarz, Dr. C. Pedroarena

### **Pharmacotherapy of Parkinson's Disease**

Contribution to interdisciplinary lecture series: "Pharmacology"

Prof. L. Schöls

### **Cell Biochemistry in Model Organisms**

1 week practical laboratory course as contribution to interdisciplinary laboratory course

Dr. Tobias Rasse

### **Microscopy-Cell Imaging Techniques**

Practical Course as part of the lecture series Microscopy-Cell Imaging Techniques

Graduate School of Cellular & Molecular Neuroscience, University of Tübingen

Dr. Tobias Rasse

### **Molecular and Cellular Basis of Learning and Memory**

Graduate School of Cellular and Molecular Neuroscience

Dr. I. Ehrlich

## **Seminars and Courses - Winter Term 2009/2010**

---

### **Neurological Examination**

Medical School

Prof. A. Melms, Prof. T. Haarmeier, Prof. T. Gasser, Prof. H. Lerche,

and staff of the Departments of General Neurology, Neurodegenerative Diseases and Epileptology

### **Neurology Seminar and Bedside Teaching**

Medical School

Prof. L. Schöls, Prof. A. Melms, Prof. D. Berg, Prof. R. Krüger, Prof. T. Haarmeier

### **Contribution to i-KliC Emergency Medicine "**

Medical School

PD F. Bischof

## ■ Seminars and Courses

### **Introduction to Clinical Medicine**

Medical School  
PD Dr. F. Bischof

### **TüKliS “Intracranial Pressure”**

Medical School  
Dr. J. Erharhaghen, Prof. A. Melms, Prof. M. Meyermann, PD Dr. B. Will

### **Treatment of Neurological Disorders**

Medical School  
Dr. F. Asmus, Prof. D. Berg, PD Dr. F. Bischof, Prof. R. Krüger, Prof. H. Lerche, Prof. A. Melms, Prof. L. Schöls,  
PD Dr. Y. Weber

### **Lunch Conference: Critical Care Neurology**

Medical School  
Dr. J. Erharhaghen, Prof. T. Haarmeier

### **TüKliS “Bedside Teaching”**

Medical School  
Prof. A. Melms

### **TüKliS “Dr House – neurological cases”**

Medical School  
Dr. F. Asmus

### **TüKliS “Advanced neurological examination”**

Medical School  
Prof. L. Schöls, Prof. T. Gasser

### **Current Trends in Neuro-Oncology**

Medical School  
PD Dr. U. Naumann

### **Clinical Neuropathology (in cooperation with the Institute for Brain Research)**

Medical School  
Prof. A. Melms, Prof. R. Meyermann, PD Dr. Will

### **Interdisciplinary Brain Tumor Seminar**

(in cooperation with the Departments for Neurosurgery, Neuroradiology, and Radiooncology)  
Medical School  
C. Braun, Prof. A. Melms

### **Neuroscience Lecture Series**

Medical School  
Prof. T. Gasser, Prof. T. Haarmeier, Prof. H. Lerche, Prof. A. Melms

## Seminars and Courses ■

### **Neuropathological Case Presentation (in cooperation with the Institute for Brain Research)**

Medical School

C. Braun, Prof. A. Melms, Prof. R. Meyermann

### **Clinical Neuropathology QB5 (in cooperation with the Institute for Brain Research)**

Medical School

Prof. A. Melms, Prof. R. Meyermann, PD Dr. Will

### **Research Seminar Experimental Neurogenetics**

Medical School

Prof. T. Gasser, Prof. L. Schöls, Prof. D. Berg, Dr. F. Asmus

### **Neurobiologisches Montagskolloquium**

Medical School

Prof. U. Ilg, Prof. P. Thier

### **Current Problems of Sensorimotor Integration**

Medical School

Prof. U. Ilg, Prof. Dr. C. Schwarz, Prof. P. Thier

### **Current Problems in Neuropsychology**

Medical School

Prof. H.-O. Karnath

### **Neurobiology of the Cerebellum**

Medical School

Dr. P. Dicke, Prof. Dr. C. Schwarz, Prof. P. Thier

### **Clinical Neuropsychology**

Medical School

Prof. H.-O. Karnath

### **Neurokolloquium Tübingen**

SFB 550, Hertie Institute for Clinical Brain Research, MPI for Biological Cybernetics, Graduate School of Neural and Behavioural Sciences, Centre for Integrative Neuroscience

Prof. P. Thier

### **Current Concepts in Oculomotor Function**

Faculty of Biology

Prof. U. Ilg

### **Pharmacotherapy of Parkinson's Disease**

Contribution to interdisciplinary lecture series: "Pharmacology"

Prof. L. Schöls

## ■ Lab Rotations

### **Lab Rotations - Summer Term 2009**

---

Graduate School of Neural and Behavioural Sciences  
Prof. H.-O. Karnath, Dr. M. Himmelbach, Prof. Dr. C. Schwarz

Graduate School of Cellular and Molecular Neuroscience  
Prof. M. Jucker, Prof. P. Kahle, Dr. S. Di Giovanni, Prof. L. Schöls, Prof. T. Gasser

### **Lab Rotations - Winter Term 2009/2010**

---

Graduate School of Neural and Behavioural Sciences  
Prof. H.-P. Thier, Prof. H.-O. Karnath, Prof. Dr. C. Schwarz, Dr. A. Lindner, Dr. M. Himmelbach

Graduate School of Molecular and Cellular Neuroscience  
Prof. M. Jucker, Prof. R. Krüger, Prof. L. Schöls, Dr. S. Di Giovanni, Dr. I. Ehrlich, Dr. T. Rasse, Dr. F. Baumann

Impressum: Center of Neurology  
University Hospital of Neurology  
Hoppe-Seyler-Straße 3 and  
Hertie Institute for Clinical Brain Research  
Otfried-Müller-Straße 27  
72076 Tübingen

Coordination: Prof. Dr. Thomas Gasser

Editing and Typesetting: Lisa Überall, HIH

Layout: Simone Eberle, HIH

Print: Druckerei Maier GmbH, Rottenburg

Completed: March 2010